

colombia

INCA LINK PACK



COUNTRY-MINISTRIES-DEVOTIONALS
ACTIVITIES-CRAFTS-RECIPES



in two

Welcome to Colombia! Well, virtually at least. We are so excited to share the Colombian culture with you as well as have you participate in some activities to help you do missions from home!

This document includes a variety of crafts, family activities, devotionals, as well as information about one of the countries where we do missions work. These activities can be done in any order (unless otherwise specified), but we recommend you complete one devotional per week so you can put them into practice during the week and apply them as you do some of the activities!

We hope you enjoy it!

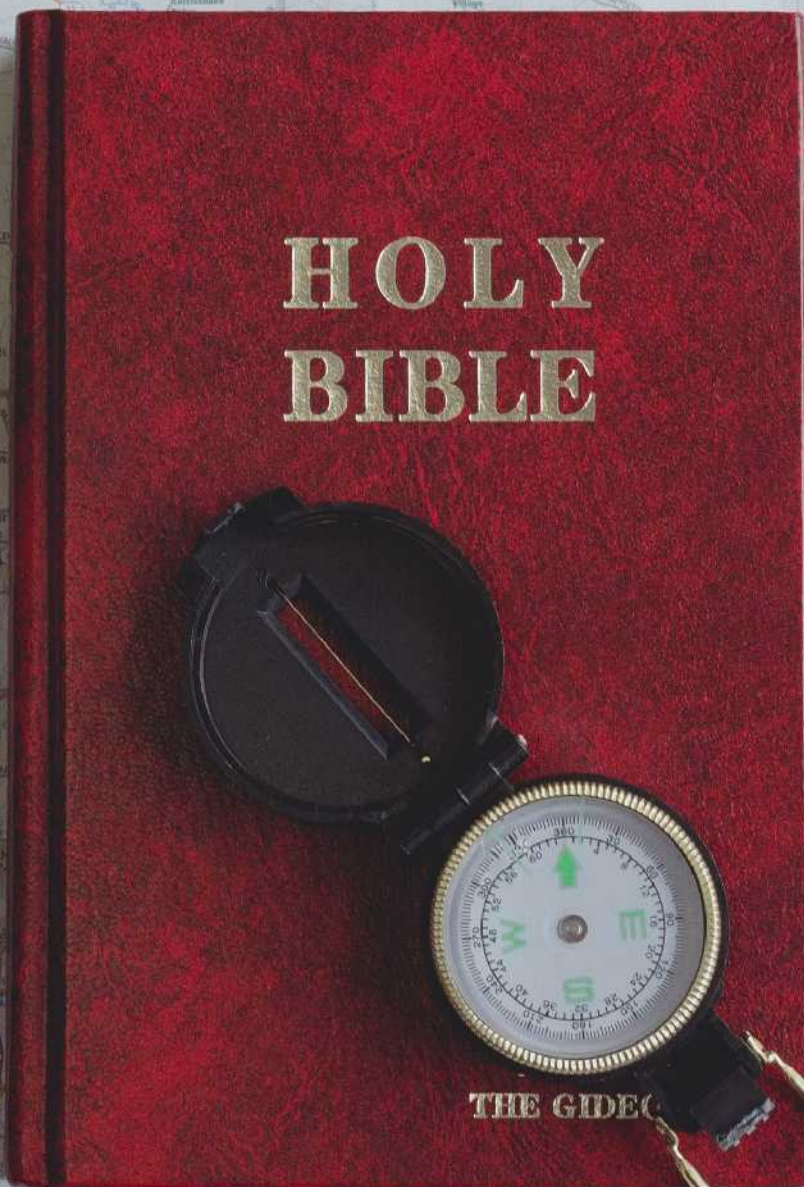
We would love to see how some of your projects turn out, so if you send pictures or videos of the crafts to Luke Schriefer at lschriefer@incalink.org, we will send you a free bracelet!

If you post your crafts on social media, please be sure to tag our page on Facebook at [@incalinkinternational](https://www.facebook.com/incalinkinternational) and [@incalinkcolombia](https://www.facebook.com/incalinkcolombia), and on Instagram or Twitter at [@inca_link](https://www.instagram.com/inca_link).



I N C A
L I N K
P A C K

DEVOTIONALS



THE GUIDE

Family Study

1

on
"The Great
Commandment"



This study was prepared by the Castro Family. Alexandra & Jose serve in Peru as missionaries. As a family their favorite thing to do is getting to share a meal with friends. What they love most about serving in Peru is the community and closeness that the culture is founded on. We hope that this devotional will be a blessing to you and your family as you make your way through it. We will be praying for you as you dive into God's Word and ask that you pass this package along to a friend if you found it to be an encouragement for your family. With love and blessings from our family to yours, Alexandra & Jose

Title: **LOVE** your **Neighbour** 1



passage of the day

1 John 4:7 (NIV)

"Dear friends, let us love one another, for love comes from God. Everyone who loves has been born of God and knows God."



prayer:

*Father God,
Please help us to dive into your word and learn from your truths today. Open our ears to hear from you and understand what you have to teach us today.
Amen.*

A story to inspire

Elton was 7 years old when he first started learning about God's love through our children's outreach ministry. His family had just moved to our community from a small town in the highlands of Peru. Everything was new for him and he had so much to learn in this new city. As the years went by, Elton learned more about God, His love, and His word, and even though he was learning so much something was missing. He and all his family were missing God's love. Elton accepted Jesus into his heart and shared God's love with his family. God began to transform his house and his family, and Elton became more involved in his church and the ministry. Can you imagine the kind of love God has for us? It is such a powerful love that it moves us to share it with our friends and family. Today Elton is 16 years old, his older brother is now also a Christian and a leader in the ministry, his mother has been baptised and his father, though he recently passed away, accepted God's love because of the transformation he saw in his family. God's love is so powerful that it can overcome anything.

Before starting the devotional, have each person give their thoughts on the following questions:

What is love?

Where does love come from?

Before we dive into what it means to love your neighbour, it's important to see and know what we are talking about. So what is love, and what does the Bible teach us about where it came from? Let's dive into 1st John and see what we can learn.

"Dear friends, let us love one another, for love comes from God. Everyone who loves has been born of God and knows God. Whoever does not love does not know God, because God is love. This is how God showed his love among us: He sent his one and only Son into the world that we might live through him. This is love: not that we loved God, but that he loved us and sent his Son as an atoning sacrifice for our sins."

1 John 4:7-10 NIV



God is love; he doesn't just love us, he actually is love. When we get to know God, we get to know what love is and we can learn how to love one another. If we want to love others, we have to learn and know more of God's love. It is from knowing HIM that we can learn about TRUE love, and when we learn about TRUE love we learn how we can love others the way that God loves them.

God loves us so much that he paid the ultimate price in sending Jesus to the cross for what we have done. He loved us without hesitation, and without any expectations of us loving him back. He just loved.

"Dear friends, since God so loved us, we also ought to love one another. No one has ever seen God; but if we love one another, God lives in us and his love is made complete in us."

1 John 4:11-12 NIV

It is easy to love someone who is nice to you, someone who is there for you and who supports you. It's easy because they are showing you that love back. Yet God doesn't tell us that it's "enough to love those who loved you first." He just calls us to love, without hesitations, without restrictions, without doubt, without prejudice and without exclusions. That means EVERYONE!

So does that mean that we are supposed to love the people who are mean to us? Yes. God tells us that we are still supposed to love people EVEN when they have been mean to us, or have hurt us. We are called to show God's love to everyone always because God loved us first that way, and it is through HIS love that we are transformed! Loving others teaches us to be more like Jesus; it shows us how God sees people and how even though we do bad, or mean, or hurtful things, God wants us to turn to him and accept His love. So God asks us to be that reminder and to show that same love to everyone around us.



Questions

Take some time to answer these questions again as a family. It is good to hear the answers of each individual and is often fun to hear the answers from the youngest person to the oldest. This gives you the chance to see if each person can add a thought or aspect to what the person before them has said.

1. What is Love?
2. Where does Love come from?
3. What can you praise God for today?
4. What would change in your life if every single word that came out of your mouth glorified God and built others up?




FAMILY Game Activity

MAP OF LOVE

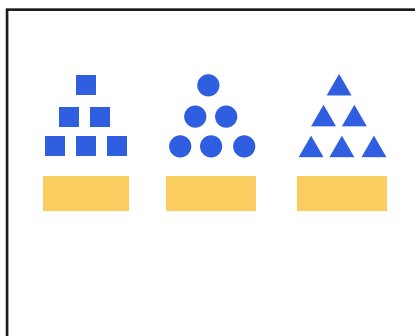
1. On a white card, have you and your family write in the center the **MOMENT** in which they have experienced a clear example of God's love individually in their lives.

2. Helping each other, write at the top of each **MOMENT** the **THINGS** that God has used for each moment (people, situations, his Word, etc.).

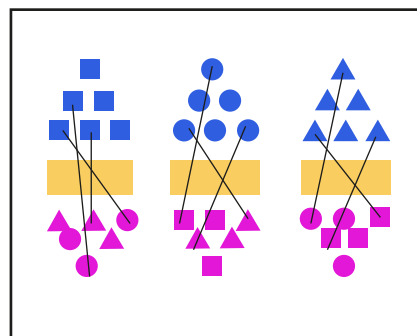
3. At the bottom of each **MOMENT**, write what God has done for **OTHER** members of your family; they could help you see God's love and learn to show it in your life. If there are coincidences (people, objects, verses, etc.), connect them with threads.



MOMENT:
write 1 situation for each participant



THINGS:
write as many things that relate to each **MOMENT**



OTHERS:
Try to apply everyone's **THINGS** to your situation

Family Study

2

on
"The Great
Commandment"



This study was prepared by the Castro Family. Alexandra & Jose serve in Peru as missionaries. As a family their favorite thing to do is getting to share a meal with friends. What they love most about serving in Peru is the community and closeness that the culture is founded on. We hope that this devotional will be a blessing to you and your family as you make your way through it. We will be praying for you as you dive into God's Word and ask that you pass this package along to a friend if you found it to be an encouragement for your family. With love and blessings from our family to yours, Alexandra & Jose

Title: LOVE your Neighbour 2



passage of the day

Mark 12:31 (NIV)

"The second is this: 'Love your neighbor as yourself.' There is no commandment greater than these."



prayer:

Dear Lord,
Today we ask you to open our eyes to new things; help us to see what we sometimes don't notice and to learn how we can grow closer to you in this time. Guide our eyes throughout the day to see what you would have us see.
Amen.



A story to inspire

Juan is the leader of the sandboarding ministry project that we have in Peru. The project allows us to teach children how to sandboard while sharing the word of God and expressing His love for everyone. In the first few years of running the project, we only had 2 or 3 sandboards for 10-15 children, and oftentimes the straps on those sandboards were over used and damaged. So we had to keep buying the materials needed to fix the boards in order to keep the project alive. One day when we were coming back down from the mountain, I was taking a closer look at the boards and I realized that they had a different type of strap. These looked like they were made from leather. Juan then told me that he knew we did not have the money to repair the sandboards, so he had used his own belt to repair them because he wanted to reach more children through the sandboarding ministry. Today Juan has started a new sandboarding ministry where he teaches the sport to even more children and youth. He also designs his own boards now and continues to work with the children of the ministry, sharing this sport and the message of the God he loves so much.

Last time we learned that God is Love and that we can only learn about TRUE love from God. As we get to know Him, we get to know what real love is and we learn how to love the way that he loves us. This week let's see how he calls us to love others as we are called to love ourselves.

"One of the teachers of the law came and heard them debating. Noticing that Jesus had given them a good

answer, he asked him, 'Of all the commandments, which is the most important?' 'The most important one,' answered Jesus, 'is this: "Hear, O Israel: The Lord our God, the Lord is one. Love the Lord your God with all your heart and with all your soul and with all your mind and with all your strength." The second is this: "Love your neighbor as yourself." There is no commandment greater than these.'

'Well said, teacher,' the man replied. 'You are right in saying that God is one and there is no other but him. To love him with all your heart, with all your understanding and with all your strength, and to love your neighbor as yourself is more important than all burnt offerings and sacrifices.' When Jesus saw that he had answered wisely, he said to him, 'You are not far from the kingdom of God.' And from then on no one dared ask him any more questions." Mark 12:28-34 NIV

We can see that Jesus tells us so directly that there is no commandment more important than those he mentions. To love the Lord your God with all our

heart and to love your neighbour as yourself. God's love for us is unconditional; that means no matter what happens in our lives or no matter what we do, God will always love us. God created you uniquely and knows you intimately. He knows your good qualities and he knows your greatest difficulties. Through it all he loves you because you are HIS. As we get to know God and know His love for us, we learn to love and care for ourselves better. We learn how to trust God and ask for His help in each part of our lives, and while we do that we begin to be able to show others that same love and respect that God has for them too.



Questions

Take some time to answer these questions again as a family. It is good to hear the answers of each individual and is often fun to hear the answers from the youngest person to the oldest. This gives you the chance to see if each person can add a thought or aspect to what the person before them has said.

1. How can you love yourself?
2. How can you love others?



FAMILY Game Activity

1. Form two teams:
A and B.

2. Write these titles on separate sheets of paper: PARENTS, CHILDREN, GRANDPARENTS, AUNTS & UNCLES, COUSINS, FRIENDS, SCHOOL, CHURCH, NEIGHBORHOOD, HOME, COUNTRY, NEIGHBOR, GOD. You should have 13 sheets total (1 for each category).


3. Choose whether group A or B will start, and put the sheets together face down so you can't see the title.

4. The team starts by selecting a page without reading the title and has 20 seconds to write a way that God can show his love in that category. After writing, pass the page to the other team. This is repeated until one group lags behind or exceeds 20 seconds.

5. The team that took more than 20 seconds keeps the sheet and begins the next round by choosing another sheet, repeating the same game mechanics.

6. Once you have finished all the categories, each team will have to act out at least 2 of the ideas per category that were written on each piece of paper.

LOVE LETTER



Family Study 3

on
"The Great
Commandment"



Title: **LOVE** your **Neighbour** 3

This study was prepared by the Castro Family. Alexandra & Jose serve in Peru as missionaries. As a family their favorite thing to do is getting to share a meal with friends. What they love most about serving in Peru is the community and closeness that the culture is founded on. We hope that this devotional will be a blessing to you and your family as you make your way through it. We will be praying for you as you dive into God's Word and ask that you pass this package along to a friend if you found it to be an encouragement for your family. With love and blessings from our family to yours, Alexandra & Jose

passage of the day



1 Thessalonians 3:12 (NIV)

"May the Lord make your love increase and overflow for each other and for everyone else, just as ours does for you."

prayer:



Holy Spirit,

Please be with us this week and speak to us as we are challenged to love even those who are against us. Guide our minds, our words, and our actions as we try to apply what we learn from your Word and live the way the Lord calls us to live. Amen.



A story to inspire

The location where we serve in Peru is quite a rough neighbourhood, not only because of poverty, but also because of the bad influences all around the children growing up there. Yet despite these difficulties, God began to transform the lives of the youth and we got the opportunity to run an outreach project with them in a new community. They decided that they wanted to do tarp surfing (which is kind of like regular surfing but with tarps and skateboards on land). They prepared everything we would need and were quite excited for the opportunity. When we went and started the outreach program, about

20 children attended that loved the sport and we were able to share about God's love with them. In addition to those 20, 10 more children/youth showed up that were rude and threatened to steal the materials that we had brought. On our way back home, the youth who ran the outreach event were sad and frustrated because of those 10 who had caused problems. I reminded them that though those 10 were quite disruptive, they had still shared with 20 others who were so excited. I also reminded them that they had been just like those troublemakers when I first started working with them, but God's love had transformed their lives.

Our story for today comes from a passage found in 1 Thessalonians, where Paul is writing to his friends in a place called Thessalonica. He is writing to them to encourage them to continue to love each other and love those around them, even though the people in their city were being very mean to them and even hurting them just because they chose to believe in Jesus.

Have you ever been with people who treat you mean or are rude just because you live differently? Maybe in your school, work or community?

God has called us to live differently, and it is good that others can see it but we have to also make sure that even in the hard times, we are ALWAYS sharing God's love. Even when we are picked on, made fun of, or discriminated against, we are called to always show love through these times. This is what Paul wrote to his friends to encourage them in these hard times:

"May the Lord make your love increase and overflow for each other and for everyone else, just as ours does for you. May he strengthen your hearts so that you will be blameless and holy in the presence of our God and Father when our Lord Jesus comes with all his holy ones."

1 Thessalonians 3:12-13 NIV

We can also see here that one of the reasons God wants us to always show love is so that we can be blameless and holy in God's presence. God has called us to be more like Him, and that means not responding back the way the world would. God takes care of everything else, but we are called to love always. By trusting God with our difficulties and injustices and faithfully loving our enemies and those who treat us wrong, we are placing our lives and strength and hope in Jesus who will always provide.



Questions

Take some time to answer these questions again as a family. It is good to hear the answers of each individual and is often fun to hear the answers from the youngest person to the oldest. This gives you the chance to see if each person can add a thought or aspect to what the person before them has said.

1. Why is it important to love?

2. Why does God want us to love each other?



FAMILY Game Activity

1. Divide into two teams: A and B.

2. Write the names of several people you know on small pieces of paper; each person has to write at least 5 (depending on the number of participants, more names can be written).

3. Each team will have one or more sheets of paper with the following categories to fill out:

Strength: a characteristic of that person.

Opinion: something you want to tell them.

Action: something you can do for this person.

Prayer: something you can pray for this person.

Verse: any verse that you can dedicate to this person (you can use your Bible).

4. Each team chooses a name from the bag of papers and at the count of 3, each team begins to fill in the categories. The team that fills all categories first earns a point. Repeat the process until you run out of names.

5. Do not refill the same content in the categories when repeating the exercise with the other names. You must come up with new content.

WHO IS THIS?



Family Study

4

on
"The Great
Commandment"



This study was prepared by the Castro Family. Alexandra & Jose serve in Peru as missionaries. As a family their favorite thing to do is getting to share a meal with friends. What they love most about serving in Peru is the community and closeness that the culture is founded on. We hope that this devotional will be a blessing to you and your family as you make your way through it. We will be praying for you as you dive into God's Word and ask that you pass this package along to a friend if you found it to be an encouragement for your family. With love and blessings from our family to yours, Alexandra & Jose

Title:

LOVE your Neighbour 4

passage of the day



Ephesians 5:1-2 NIV

"Follow God's example, therefore, as dearly loved children and walk in the way of love, just as Christ loved us and gave himself up for us as a fragrant offering and sacrifice to God."



prayer:

Dear Jesus,
Help us to walk in grace, mercy, and love as we start each day. Remind us always of your sacrifice and the price you paid so that we can freely enjoy the Father's love, and help us to show that love to everyone around us.
Amen.

A story to inspire

Today, if you walk through the community we serve in, you can see the faces of happy playful children waving hello because they know and trust us. Yet 10 years ago, this was a very different place; it was dangerous and no one would smile or speak to you, and just walking through the community on your own was one of the most dangerous things you could do. It was only through the work with international teams, churches and interns that God was able to impact the community through outreach ministries. So as we worked with many North Americans, the community got to know them as Inca Link workers

who would come and help, and share God's love. We were glad that there was such a loving relationship forming, but when the North Americans left at the end of each summer and the Inca Link volunteers continued the ministries throughout the year, we noticed that the community continued to cultivate loving relationships with the Inca Link staff. You see, because of the love of God, the community began to view those who work with Inca Link as people who would share God's unconditional love. It is with pride now that we serve the community through Inca Link because now the volunteers have come to be seen as people who serve and share God's love.



No matter what country or culture you are in, children always love the game Simon Says. I am sure you have played this game before; one person is the leader and they do an action and everyone else has to copy what the leader is doing. So how do you win the game? The person who pays the most attention wins the game because you have to carefully follow all the things you see and hear the leader doing. Similarly, God asks us to follow His example, but in order to do that we have to see and hear Him carefully. In the verses we read today, we see that God is talking specifically about love. He wants us to learn from how he shows us love so that we can love others the same way.

So How does God love us? The biggest act of Love that God has shown us was when he sent his one and only son whom he loved so much to the cross because of the sins that we did. He had Jesus pay the HUGE price of our sins with his life! So does that mean that we all have to sacrifice our son for other people? No! That is not what he is trying to show us. He is trying to show us that HE already paid the ultimate price so that we can just choose to love. The only thing stopping us from loving others is ourselves. We have to trust that God has already taken care of all the details and difficulties and complications and just learn to CHOOSE LOVE in every moment.



Questions

Take some time to answer these questions again as a family. It is good to hear the answers of each individual and is often fun to hear the answers from the youngest person to the oldest. This gives you the chance to see if each person can add a thought or aspect to what the person before them has said.

1. How does God show His love to us?
2. When does God love us?
3. When are we supposed to love others?



FAMILY Game Activity

ALPHABET



1. Get a sheet of paper or poster board and something to write with.


2. Along the left hand side, write out the whole alphabet, placing only one letter per line so that you can later write beside each of the letters.

3. Each day this week, write out 4-5 names of people who start with those letters.

4. Each day as you write their names, take some time to pray for them.


Note: If you can't think of a name that starts with a certain letter, think of a job/profession and pray for the people who are doing that job in these difficult times.

Bonus: If you are able to, you can try to call, send a little message, or write a little note for the people after praying for them just to let them know you thought of them and have prayed for them that day.




CHALLENGES

FAMILY ACTIVITIES




1



Encourage your family members. Each person in the home will write down the names of the other people living in his/her home. Everyone should think of a positive quality for each person and write each word down on a sticky note or disposable name tag. At a family dinner, go around the table and have each person pass out his/her notes and explain why he/she chose that particular quality for that specific person.

2



Leave an encouraging chalk art design on a public sidewalk or neighbor's driveway.

3



Spend time praying as a family for the at-risk kids at Oasis. Draw a picture and/or send a letter of encouragement for them to:

Inca Link International

% Oasis

P.O. Box 1321

Boone, NC 28607


If you would like to pray for and/or send a letter to a child by name, send us an email at ojones@incalink.org with the subject line "Oasis Name (Packet)".

4




Buy a few balloons with helium, attach a Bible verse and/or encouraging note to the string, and pass them out to families on a walk in your neighborhood.

5



Set up a un-intimidating family activity that your family can invite a few Christian friends and a few unbelieving friends to attend. Pray that God would create relationships that would bless the families and lead to the unbelieving friends' salvation. Some examples of activities are: an afternoon at the park, putt-putt, board games, and an afternoon at the pool.

6



Bless a couple with free babysitting while they go on a date. Choose a couple you are currently investing in or would like to invest in.

7




Consider people and families who are on the fringe of your church. These are people who may attend some or most Sundays, possibly small groups, but are not well connected in the church. Pray for the people you've identified and invite them to dinner or to join in a church event with you.



MEMORY VERSE

FAMILY ACTIVITY



1 John 4:7

(I C B)

Dear friends, we should love each other, because love comes from God. The person who loves has become God's child and knows God.

Amados, pongamos en práctica el amor mutuo, porque el amor es de Dios. Todo el que ama y es bondadoso da prueba de ser hijo de Dios y de conocerlo bien.

1 Juan 4:7

(N B V)



To listen to this verse read in Spanish, visit our website at incalink.org/packets, or visit our YouTube channel [@IncaLinkIntl](https://www.youtube.com/@IncaLinkIntl) and you will find it in our Missions & Cultural Discovery Videos playlist.

Send a recording of your family reciting this verse from memory in Spanish to Ischriefer@incalink.org to receive Inca Link bracelets for the whole family!



colombia
MINISTRIES

INTRODUCTION

Located on both the Pacific and Caribbean coasts of South America and bordered by Peru, Venezuela, Panama, Ecuador, and Brazil, The Republic of Colombia is one of the most biodiverse countries in the world and hosts over 4000 types of orchids and 3000 types of butterflies.

HISTORY

Prior to the arrival of the Spaniards, Colombia was settled by various Amerindian tribes; the two most populous were the Muiscas and the Taironas. When Colombia was colonized by the Spanish, it became part of a territory called New Granada (later becoming Gran Colombia), which included Colombia, Ecuador, Venezuela, Peru, Brazil, Panama and Guyana. Colombia officially became an independent country in 1855.

C o v e r v i e w

Capital: Bogotá
Area: 440,831 sq.miles
(1,141,748 sq km)
Pop: approx. 49 million
Government: Republic
Religion: 90% Roman Catholic, 10% Protestant, Jewish and Other
Language: Spanish, English (San Andres and Providence Islands), plus over 80 indigenous dialects.

CLIMATE & GEOGRAPHY

Colombia has 3 main elevation-based climate zones: the lowlands (Tierra Caliente- under 900 meters), the temperate zone (Tierra Templada- 900-1980 meters) and the highlands (Tierra Fria- above 1980 meters). The lowlands are hot, representing 86% of Colombia's land. The temperate area has an average temperature of 68 degrees Fahrenheit and is where the majority of the population lives. The highlands have an average temperature of approximately 50 degrees Fahrenheit. While Colombia hosts a segment of the Andes mountain range, the highest peak, Pico Cristobal Colon (18,950 ft) is actually part of the Sierra Nevada de Santa Marta range.

1499

Rebellion against Spain
led by Simon Bolivar

1822

The Republic of Colombia
becomes an independent country


Spanish arrived and
named it New Granada



1819



Gran Colombia wins
Independence from Spain



1855



inca link **COLOMBIA**



<https://www.incalink.org/colombia/>

Inca Link Colombia (ILC) is partnered with an organization in Bogota called FORMAVIDA, which means "FORMING LIVES." They have several compassion ministries which include working with children, a drug and alcohol recovery group, young teen mothers, a T-shirt company, folkloric art purses and much more!



Oasis is an Inca Link sponsored program that serves close to 80 at-risk kids, whose families are garbage recyclers. Our sponsorship program enables children from the local community of Santa Cecilia to attend the children's program at the church five days a week. Children receive lunch, academic help, and most importantly, receive daily Biblical teaching and a beautiful glimpse of Christ's love for them.



It only takes \$40 per month to sponsor a child at our daycare programs. This provides the child with healthy meals, educational resources, and in some cases transportation to and from the ministry. To sponsor a child from this ministry, please visit our website.



<https://www.incalink.org/ministries/Oasis/>


SKILLS TRAINING WORKSHOPS

Weekly workshops generate space to identify, develop and utilize the abilities and talents of youth and women, many of whom are struggling with delinquency. These ministries offer precious time to form relationships and share the Gospel, while learning of their immeasurable worth as children of God. Workshops include breadmaking, art and crafts, and music.



DICOCO

This ministry's objective is to generate space for women to sew by promoting entrepreneurship and comprehensive training. The women are trained 8 hours a week, divided into two days. Through this project, the participants have not only been able to acquire knowledge on the subject of sewing, but they have also been able to learn how valuable they are as women and how valuable they are to God.



VALIDATION PROGRAM

This program allows young people and adults the opportunity to finish their academic studies, from elementary to high school education, in order for them to have a better chance of finding stable employment. Classes are held every Saturday with professionals from different areas of study. The program lasts for one year and the students graduate with their GED.



ENGLISH CLASSES

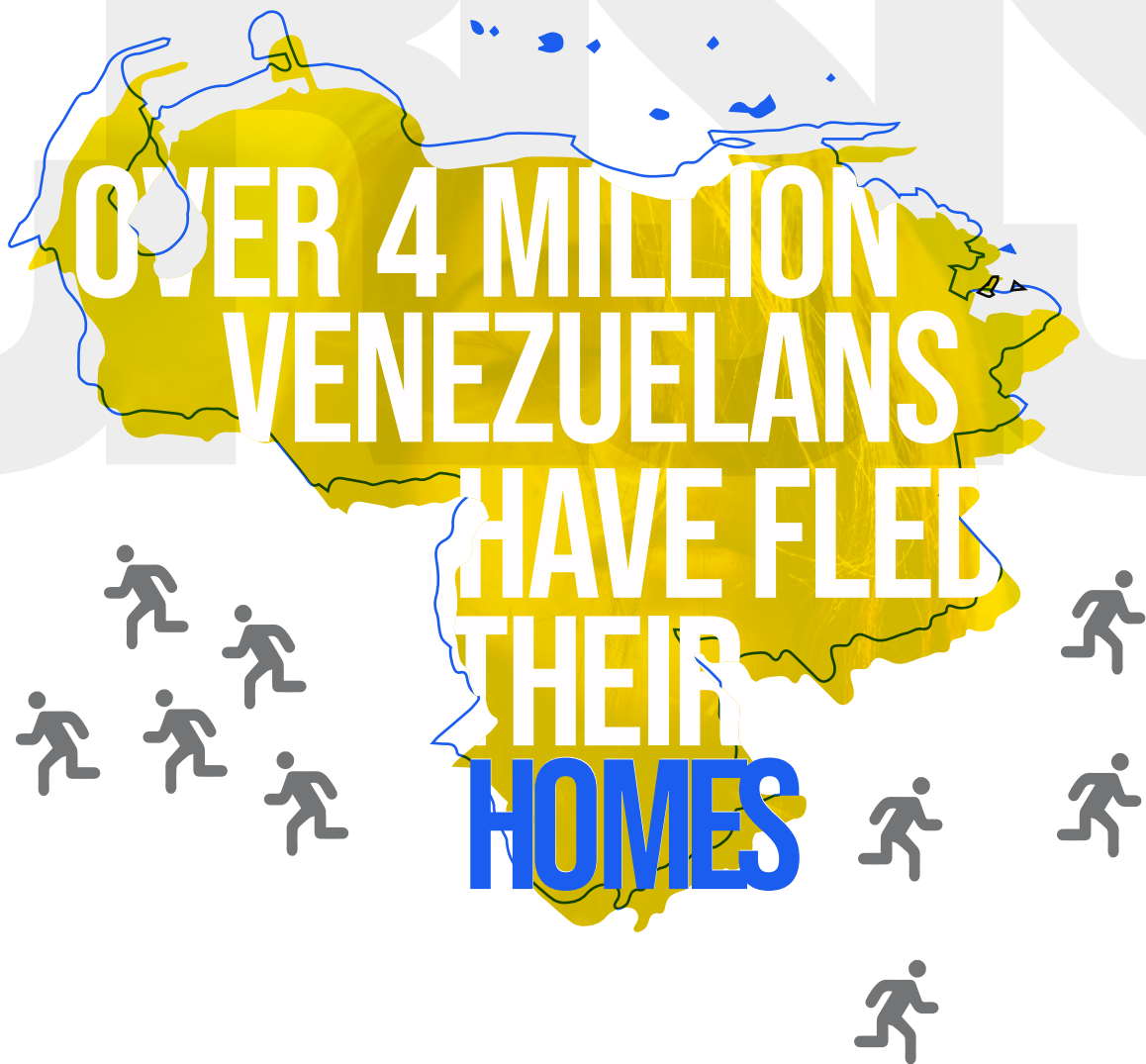
There are classes that our missionaries are offering via Zoom. This helps them build relationships with the students and give them opportunities to present the Gospel to them. The students are charged a fee to take the classes in order to provide funding for other ILC ministries.





colombia
REFLECTIONS

1. C R I S I S



TO ESCAPE

**POLITICAL REPRESSION,
EXTREME FOOD AND
MEDICINE SHORTAGES,
A LACK OF SOCIAL
SERVICES, AND GENERAL
ECONOMIC COLLAPSE.**

Most Venezuelans are seeking refuge in other Latin American countries.

- ① Share what feelings you would have about having to leave your home, friends, family, and country.

2 a personal story



Pompilio, his wife, and 4 children (ages 13, 12, 8, and 7) have been in Colombia for 3 years. They left Maracaibo, Venezuela because the doctor found that his wife had breast cancer and due to the crisis in Venezuela, they were unable to receive the medicine necessary to help her. Someone told them that there was a possibility that they could find the medicine in Colombia. They decided to go to Colombia to find the medicine and bring it back to Venezuela. The trip didn't go as planned. They were looking forward to getting out of Venezuela but didn't have enough money to make the trip since work in Venezuela was slim. Pompilio was a welder, and because the country was in complete crisis, all of the money Pompilio gained from work was only enough for food for that

day. They had to sell everything to be able to leave Venezuela: car, house, motorcycles, and everything inside of the house. They left Venezuela on December 21, 2017, and arrived in Bogota on December 24 at noon. They had to travel for 3 days and crossed the border by car. It wasn't easy. Not only was it difficult for his family to leave their community without knowing what to expect in Colombia, but they never expected to get to Colombia and run out of money. Refugees often live without the possibility of making money, establishing themselves or making a name for themselves. On top of the financial struggle, Pompilio's wife continued to get sicker. Pompilio thought Colombia would have been the same as Venezuela in that he could use his wife's medical papers to get medicine, but that wasn't the case. They couldn't get the medicine, the cancer spread, and his wife passed away.



Discuss what other possible needs or concerns a refugee might have.

3 PURSUIT



Pompilio: "I met Formavida through the sister of a woman my wife and I met with to talk about our current situation. My wife was in a critical moment with her health. The sister, Elsa, offered us a lot of help. When we were saying goodbye, she asked where we lived and I told her. She came to visit us in our home and began to talk with us. She told me that we should talk with Pastor Lucy and apply for a job there. I told her I would but I did not go. Elsa came back to talk to me and encourage me. This happened multiple times. Finally, I went to meet with Pastor Lucy and Elsa had already told her my situation. I give great thanks to God for my sister, Elsa, who continued to insist until I finally came to Pastor Lucy and was given work. It was such an important process for my whole family. I do not know what would have happened to my family if I did not meet Elsa. God put her in our path. I give thanks to God daily for Elsa because God used her as the channel to put us here. There has been much blessing in this place. I work in construction labor at the ministry. I do not preach, but the work that I do is ministry here. I collaborate with the work God is doing here. My life changed in Colombia. In Venezuela, 12 years passed without me going to church. I didn't know anything. I knew the existence of God but that's all. Here, we are worshipping and glorifying God. God is present here in the lives of people."



Look up and read the following verses:

Galatians 6:2

James 2:14-17

Luke 3:10-11

Matthew 25:44-45

Philippians 2:4

Matthew 5:16

Proverbs 19:17

John 15:12



What is a Christian's role in caring for others?

Can you imagine what could have happened if Elsa and Pastor Lucy had not helped?

Why do you think Elsa was so persistent in telling Pompilio to visit Pastor Lucy?

4 IMPACTFUL MOMENTS

There are many more refugees from Venezuela than just Pompilio and his family. In fact, there are many refugees from other countries all over the world! As Christians, we have a unique opportunity to care for refugees who are seeking help.

Have you heard of DDIS (Death, Divorce, Illness, and Status Change)? These are the moments in someone's life when he/she is most open to hearing the gospel. As a refugee, many have experiences like Pompilio, whose family lost a loved one, had someone become ill, and changed their status to refugee. Suffering refugees experience displacement from their homes and are placed in another culture, sometimes even in countries whose people speak different languages than their own!

Why do you think people are most open to hearing the gospel during crisis or suffering?

How would you share the gospel with a refugee?

This is how Pompilio responded to that question:

Pompilio: "I would share the gospel with someone who has passed through the same situation as us. I would tell them who God is, what He can do in their lives, and what He has done in our lives. I have shared before and the person listened. I do not know what came of the conversation, but I know what God has done in my life and what He can do in the lives of others. God can take even the worst things that can happen to an immigrant and make it good in his life."



HOW YOU CAN PRAY

That more refugee families would hear the gospel and accept Christ.

That Pompilio, his family, Elsa, and the Formavida ministry would be blessed.

That the crisis in Venezuela would end and peace would come.

That we, and other Christians, would be bold in sharing our faith with people in crisis or who are experiencing suffering.




colombia

ARTS & CRAFTS PROJECTS



Encouragement Rocks

ART PROJECT



At Oasis, the team of leaders and teachers use art as a creative tool to allow students to express themselves, have an outlet, and for fun. The team teaches sewing, bracelet weaving, leather work, and painting. For this project, Danny shares with you step by step instructions to create encouragement. These rocks can be used to decorate around your house or place them as a family around your community so others can find the rocks and be encouraged.

What you need:

Smooth River Rocks

Paint Brushes

Pencil

Paint

Paper to lay on table

INSTRUCTIONS:



1 Go find your rocks!! Take a walk with your family and hunt for smooth rocks that would be good for painting. Collect, clean, and let rocks dry.

2 Once you have the perfect rock, paint a background layer. Using a white paint provides a nice canvas to work on. Allow paint to dry.

3 Using a pencil, draw out the design you would like to paint on the rock. Draw lightly so that it is easy to paint over.

4 Taking a small brush, fill in the design you just created with paint, adding detail as you go.


5 Add your favorite memory verse for encouraging notes.

6 After the paints dry, spread the rocks around the community to share encouragement and love.





COLECTIVO TRANSPORTATION




The ministry of Oasis is located on the top of a mountain and all the houses are built into the side of the mountain. The road weaves back and forth like a snake as it climbs up. It is so steep that only a 4x4 vehicle can go up and down. One of the most unique taxi services in the world shuffles people up and down the mountain. The taxi or “colectivo” races up and down the mountain all day. Most colectivos can carry up to 12 people tightly packed together. Here is a great paper craft for you to build your own colectivo taxi service.



COLOMBIAN TRADITION

CUMBIA DANCE



CUMBIA DANCE

This rhythm has its roots in African culture. The most representative instruments of the cumbia are the drums, the bagpipes and the flute.


The dance is done in pairs. The woman advances with very short steps; her position is: both soles of the feet are flat on the floor parallel to each other and with a separation of 10cms. The left leg sets the rhythm while the right follows it sliding across the floor. The woman carries the rhythm with her whole body, especially with her hips; her bust and head are very erect. To make the movement of the woman more attractive, she uses her skirt or dress to flirt with the man and also to reject him on some occasions, she must take the ends of her skirt and intersperse them with waist movements, leaving her hands on the waist and extending them; her wardrobe is always colorful and with boleros (lots of sharp turns and stamping of the feet).

The man's step resembles the limited step of the slaves when dancing with shackles, therefore the step is of short advances. Its position is the left foot supported on the entire sole of the foot, and the right foot supports only the toes. Thus the left foot sets the rhythm and the right foot continues to slide along the floor. The body performs a series of movements that adorn the basic step; these are stronger and more expressive movements. The clothes they wear are pants and a white shirt with a red scarf and a vueltiao hat; a very characteristic element of the Colombian Caribbean region.

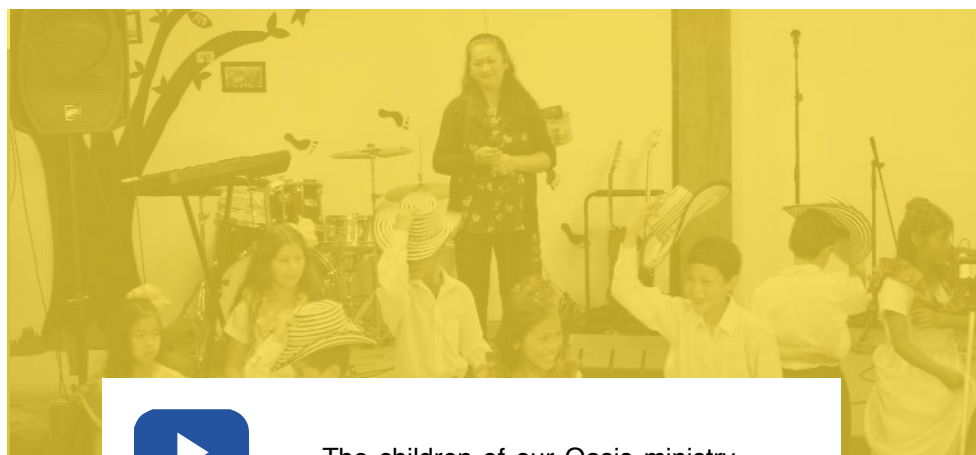
To watch children from our Oasis ministry perform this traditional dance, visit our website at incalink.org/packets, or visit our YouTube channel [@IncaLinkIntl](https://www.youtube.com/@IncaLinkIntl) and you will find it in our Missions & Cultural Discovery Videos playlist.




LESSONS VIDEOS



SPANISH OASIS lesson song



The children of our Oasis ministry in Bogotá, Colombia, sing a popular worship song in Spanish! To watch the video, visit <https://youtu.be/K7Lk3NNgsOQ> or visit our YouTube channel @IncaLinkIntl and you will find it in our Missions & Cultural Discovery Videos playlist, or visit our website at incalink.org/packets.



Our missionaries to Colombia and directors of our English classes ministry in Bogotá, Paul and Lineth Overmoyer, teach you some Spanish vocabulary regarding family members! To watch the video, visit <https://youtu.be/iGsuVCRI32Q> or visit our YouTube channel @IncaLinkIntl and you will find it in our Missions & Cultural Discovery Videos playlist, or visit our website at incalink.org/packets.



colombia

COOKING PROJECTS



Arroz con Pollo (Rice with Chicken)

COOKING PROJECT



INGREDIENTS

4 chicken breasts, cooked and chopped in small pieces

3 smoked chicken sausages, sliced

3 cups of rice

2 cup of green peas

2 medium carrots, peeled and cut into small dice (about 1 cup)

2 cups of chickpeas

5 cups of water

3 tablespoons canola oil

1 garlic clove, crushed

1 chicken bouillon cube

1 packet of seasoning with saffron

Salt to taste

Plantains sliced lengthwise

(optional - See Patacones recipe)

INSTRUCTIONS:


- Heat oil in a large pot over low heat. Stir-fry the garlic until golden brown.
- Add 3 cups of rice; remember to stir everything well.

Add 5 cups of water, the veggies, chicken breast, sausages, bouillon, seasoning and salt. Stir and let cook at medium heat for approximately 15 minutes or until the rice dries.
- Once rice has absorbed all the water, cover the pot and cook at low heat for 10 to 15 minutes until the rice is soft.
- Serve by scooping the rice into a measuring cup and placing it on a plate, keeping the rice in a round mound.
- (Optional) See our Patacones recipe below for a yummy side to accompany this meal.



Patacones (Fried Plantains)

COOKING PROJECT



INGREDIENTS

4 green plantains (do not use yellow, or yellowish green. It vastly changes the taste)

2 cups vegetable oil

salt

INSTRUCTIONS:

- Peel plantains, and cut widthwise into 3 or 4 pieces. (The easiest way to peel the plantain is to cut roughly 1/4" off of each end of the plantain (the very tips), and then carefully, without cutting into the plantain itself, slicing the skin down one side. Once you have slit the skin on one side, gently pry the peel off with your fingers.)
- Heat 1 tbsp. of vegetable oil on medium heat until hot.
- Fry plantain pieces on both sides for about 3 minutes, or until the pieces are golden.
- When they are golden, remove from pan and place onto a plate covered with a paper towel.
- Flatten the fried plantain by placing the pieces one at a time between 2 pieces of waxed paper, and flattening with your hands. Gently flatten them till they are about 1/4" thick. Be careful not to put too much pressure, or the plantain will stick to the waxed paper.
- Place in the hot oil again and fry until both sides are golden brown.
- Drain on paper towel-covered plate (be sure to change paper towels in between the 2 fryings) and sprinkle with salt.
- Serve immediately.
- For an extra special treat, eat the patacones with a thin slice of queso blanco (salty white cheese) on top.



Pan Hojaldrado (Puff Pastry Rolls)

COOKING PROJECT



INGREDIENTS

1 cup water
1/3 cup milk
1/3 teaspoon salt
6 cups flour

1 tablespoon dry
yeast or 2
tablespoons
fresh yeast

1/4 cup butter
2/3 cup sugar
2 eggs
Olive oil

Additional flour for kneading the dough

Filling: 1 1/8 cups of butter and 1/3 cup of flour

INSTRUCTIONS:

- To prepare the filling, knead together the butter and flour until all of the flour has been absorbed. Set aside.
- Pour the water, milk and yeast into the center of the volcano and stir until the yeast has dissolved.
- Add the sugar to the volcano mixture and stir until dissolved.
- Pour the salt on one of the outside edges of the volcano.
- Knead the butter and 1 egg into the volcano mixture.
- Slowly add the flour from the volcano into the mixture, starting at the outer edges and working your way in. Knead as you add the flour.
- Once the dough is fully formed, knead the dough by taking the edge farthest away from you and flipping it towards you, slapping it on the counter and rolling it away from you. Then take the dough from the sides and repeat. Repeat this process for 10 minutes.
- Pour the flour onto a flat surface. Use the bottom of a bowl to push the flour into a volcano shape, pushing the flour to the sides until there is enough space in the middle for the rest of the ingredients.
- If using dry yeast, prepare the yeast in 3 tablespoons of warm water.




- Knead the dough with the heel of your hand diagonally, then roll it back to you and use the heel of your other hand to knead in the opposite diagonal direction. It should look like you are kneading in a “V” formation on the counter. Repeat this process for 40-50 minutes.
- Flatten the dough with a rolling pin, starting at the corners and only moving in one direction.
- Break off large chunks of the filling and place them on the dough, flattening the lumps with your hand as you go.
- Fold the dough by taking one side to the middle, then fold the other side over to the end of the dough so that it has 3 layers. Cover the dough with more flour on both sides and flatten it with a rolling pin. Repeat this process three more times, adding more flour as needed.
- Rub some olive oil on both sides of the dough and cover it in plastic wrap. Let rest for approximately 30 minutes.
- Remove the plastic wrap and flatten the dough with a rolling pin, adding flour as necessary.
- Once the dough has been stretched thin, cut off all the edges to have straight borders. Then cut the dough in half.
- Cut both pieces of the dough down the middle of the longest side and then cut the dough into triangles.
- Waste not - gather the edges that you cut off earlier and roll them together with a rolling pin to make more bread pieces.
- Roll the triangles from base to point, placing them seam side down on a baking sheet with parchment paper. Leave enough space between each roll to allow them to expand.
- Preheat oven to 350° Fahrenheit.
- Glaze the buns with a beaten egg.
- Put the baking sheet in the oven and cook for approximately 12-15 minutes.
- Once finished, let cool for a few minutes before digging in!




colombia

ACTIVITY
PROJECTS




Inca Link Colombia

TRICOLOR FLAG




- Colombia is named after the explorer Christopher Columbus.
- Colombia is the only South American country with borders on the Pacific Ocean and the Caribbean Sea.
- Colombia is known for its emeralds and coffee.
- Tejo, the traditional team sport of Colombia, involves launching projectiles at an exploding target.



Inca Link Colombia

WORD SEARCH




X S Y M W C D D U H D F H R C
H N U C O T P H A Z X Y Z O X
S F Z O Z M R C F G L J V A Z
D H S L S F Q U E G O V R S L
S Y R O J O J M Z O V G P I M
D Y Q M M R O B Y L I R G S A
A F E B T M L I O D I E H W R
Q C R I A A R A Y G M L V T I
O G D A L V H D K F O A R B P
N I Z Y L I H A X I Y T O C O
E V N A E D E N Z A E C A M S
T F T B R A V C K E R M N Q A
D I A E Z S G E H Y C R N Q T
A A W A X P A L M V C W O G O
I Z U W M L O W L L G O X Z L

CUMBIA DANCE
COLOMBIA
ARROZ
GOLD


FORMA VIDA
BOGOTA
WAX PALM

MARIPOSA
TALLER
OASIS

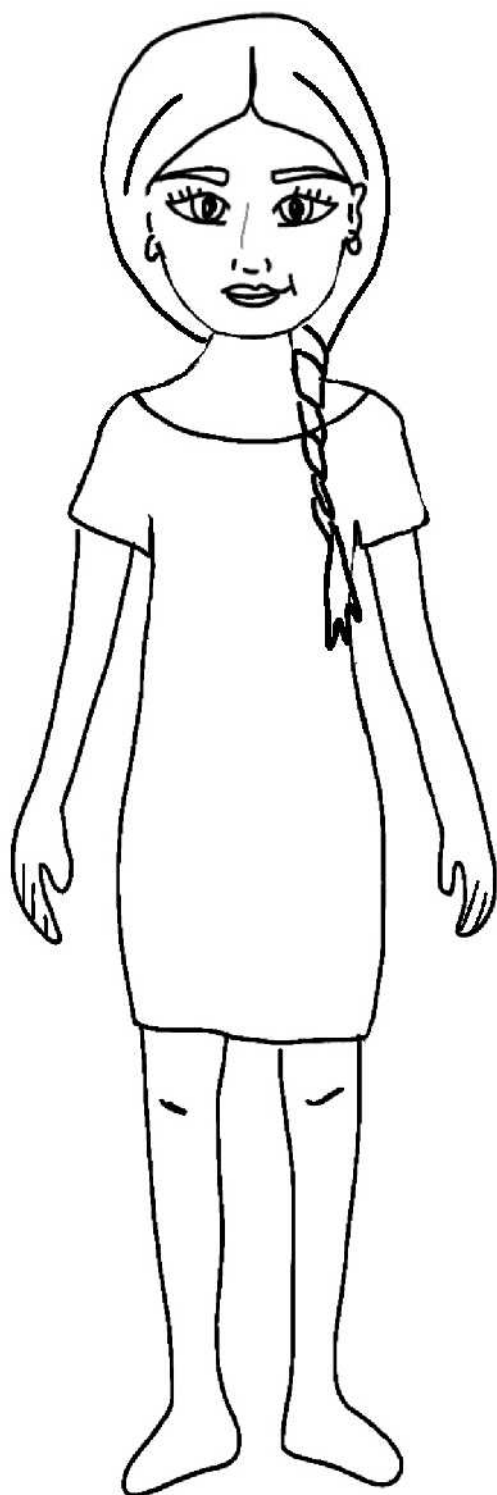


Inca Link Colombia

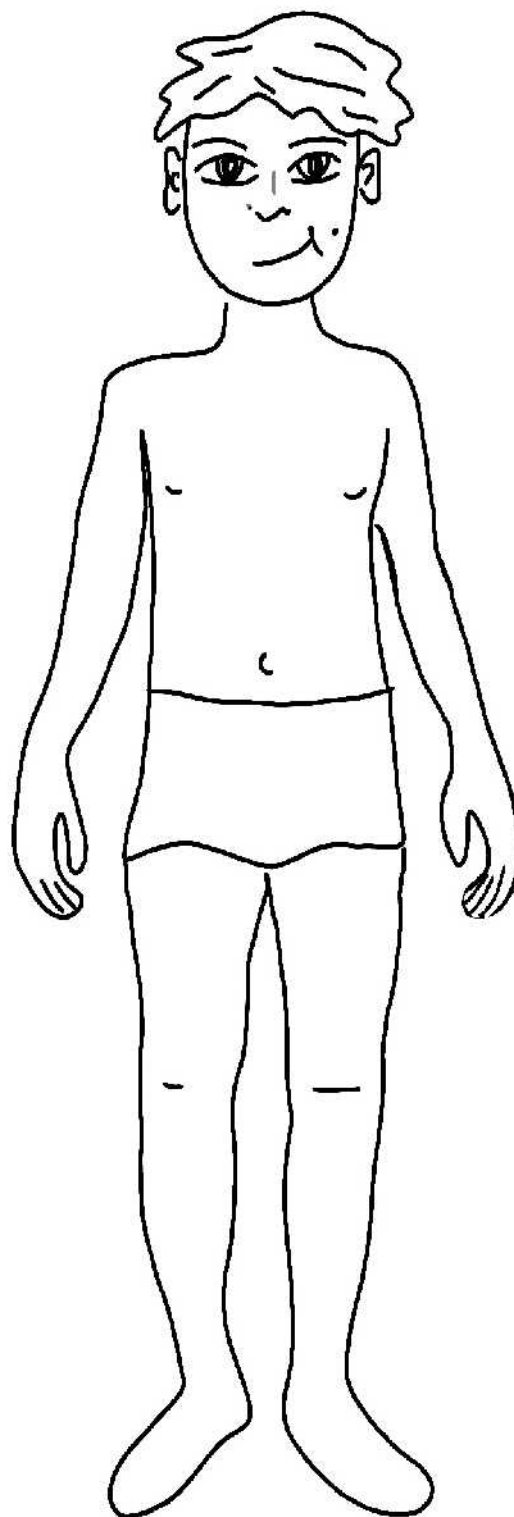
PAPER DOLLS




••••• *Chica* •••••




— CHICO —






Inca Link Colombia
GIRL CLOTHING



Chica

Pollera Colora




This is a traditional festival dress. It has a wide and flowy skirt used for dancing! Women will grab the sides of the skirt to swing around. Bright colors make this type of dress stand out!

Collar



Aretes




Place this part of the dress in her hand!




This is a floral headpiece that is seen in traditional Colombian festival style!

Zapatos






Inca Link Colombia
BOY CLOTHING

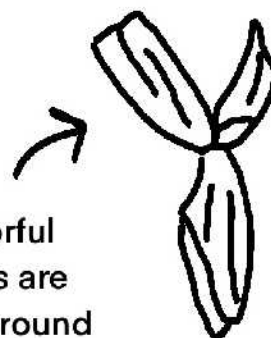


— CHICO —

Camisa




Colorful
scarfs are
worn around
the neck in
traditional
festive
dress!



Sombrero




Pantalones



Men and
women often
wear hand
made hats!


Zapatos






Inca Link Colombia

COLORING PAGE



Ceroxylon Quindiuense, or the Wax Palm Tree, is native to the Andean high altitude Cocora Valley in northwest Colombia. The wax palm is the tallest palm tree in the world and the national tree of Colombia.

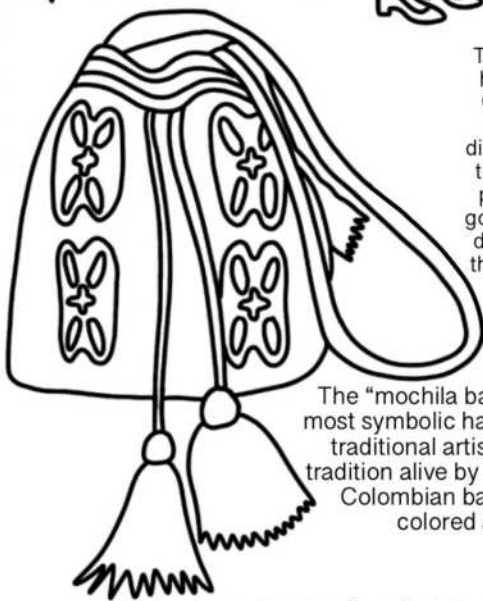


Cumbia, just like Colombia, is a blend between European, African and indigenous cultures. It was born on Colombia's Caribbean coast where it was originally an African courtship dance that evolved with the addition of African, European and indigenous instruments and indigenous dance steps.

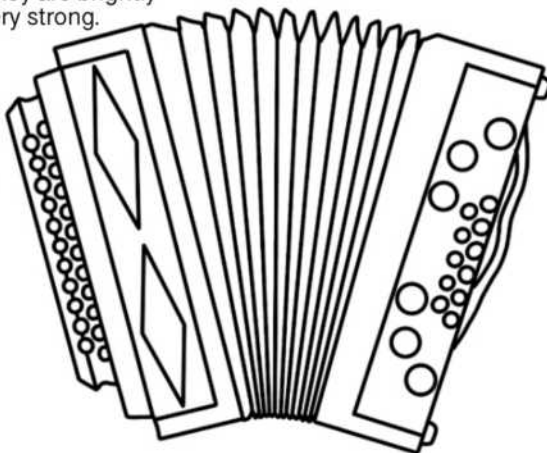
The Gold Museum in Bogota has the largest collection of Gold Artifacts in the World. You can see over 6,000 different pieces on display and the museum has over 55,000 pieces in its collection. The gold artwork represents over 9 different cultures and people that lived in Colombia prior to 1500 AD.



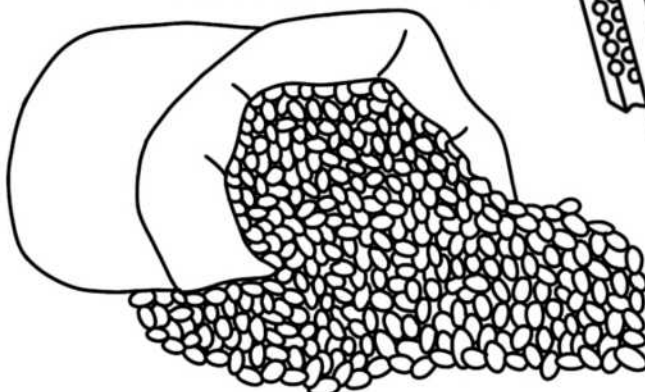
The "mochila bag" is one of Colombia's most symbolic handicrafts. Made by hand, traditional artisans keep the weaving tradition alive by making these trademark Colombian bags. They are brightly colored and very strong.




The Accordion is a favorite intermante of Colombia. Legend has it a German ship was shipwrecked in the Magdalena River and the accordions rescued went on to captivate the nation. The accordion is now the backbone of Colombian folk music.




Colombia is well known for its high quality coffee. The rich soil and natural landscape make Colombia a great place to grow coffee beans. In fact, the coffee is so good that in 2011 UNESCO declared the "Coffee Cultural Landscape" of Colombia, a World Heritage site.





Inca Link Colombia

SPANISH LESSON



ENGLISH	SPANISH	PRONUNCIATION
Excuse me	Con permiso	Cohn pear-mee-so
Please	Por Favor	Pour-fah-vour
Coffee	Café	Calf-eh
Red	Rojo	Row-ho
Blue	Azul	As-ool
Yellow	Amarillo	Ahm-ar-ee-yo
Coast	La Costa	Lah Coast-ah
Butterfly	Mariposa	Mah-ree-poh-sah
God's Love	Amor de Dios	Ah-mohr deh Dee-ohs
Workshop	Taller	Tie-yehr