

# per

INCALINK PACK



COUNTRY-MINISTRIES-DEVOTIONALS  
ACTIVITIES-CRAFTS-RECIPES





# in

# tro

Welcome to Peru! Well, virtually at least. We are so excited to share the Peruvian culture with you as well as have you participate in some activities to help you do missions from home!

This document includes a variety of crafts, family activities, devotionals, as well as information about one of the countries where we do missions work. These activities can be done in any order (unless otherwise specified), but we recommend you complete one devotional per week so you can put them into practice during the week and apply them as you do some of the activities!

We hope you enjoy it!

We would love to see how some of your projects turn out, so if you send pictures or videos of the crafts to Luke Schriefer at [Ischriefer@incalink.org](mailto:Ischriefer@incalink.org), we will send you a free bracelet! If you post your crafts on social media, please be sure to tag our page on Facebook at [@incalinkinternational](https://www.facebook.com/incalinkinternational) and [@incalinkperu](https://www.instagram.com/incalinkperu), and on Instagram or Twitter at [@inca\\_link](https://www.instagram.com/inca_link).



I N C A  
L I N K  
P A C K

# DEVOTIONALS



# Family Study

# 1

on "The Great Commission"



This study was prepared by Rich and Elisa Brown. The Browns serve as regional missionaries in Latin America to reach the 300 million youth in Latin America. As a family, their favorite thing to do is play card games or Spikeball. What they love most about Latin America are their friends. Both were born and raised there.

Title:

# Jonah

you can run,  
but you  
can't hide.



passage  
of the day

Read Jonah 1  
(the whole chapter)



prayer:

*Dear Jesus, thank you for giving us hope in this life, and in the one to come. We want to share this hope with others, so that they too can have a relationship with you. Help us as we search our hearts and lives to see how we can serve you in the Great Commission. In Jesus' name, Amen.*

Story (Rich):

Have you ever disobeyed God? I have. Have you ever found yourself in a belly of a fish? I have! Here is my story:

We lived in Ecuador as missionaries and one day a teacher from when I was in 2nd grade asked me to please come speak in the Women's Prison. I'm going to be honest, it's uncomfortable to go to prison. You are searched and people stare at you, guards have their guns out, and it's scary. So, instead of going to the women's prison that day, I ran like Jonah and went the opposite direction. I started driving to another town to visit a friend.

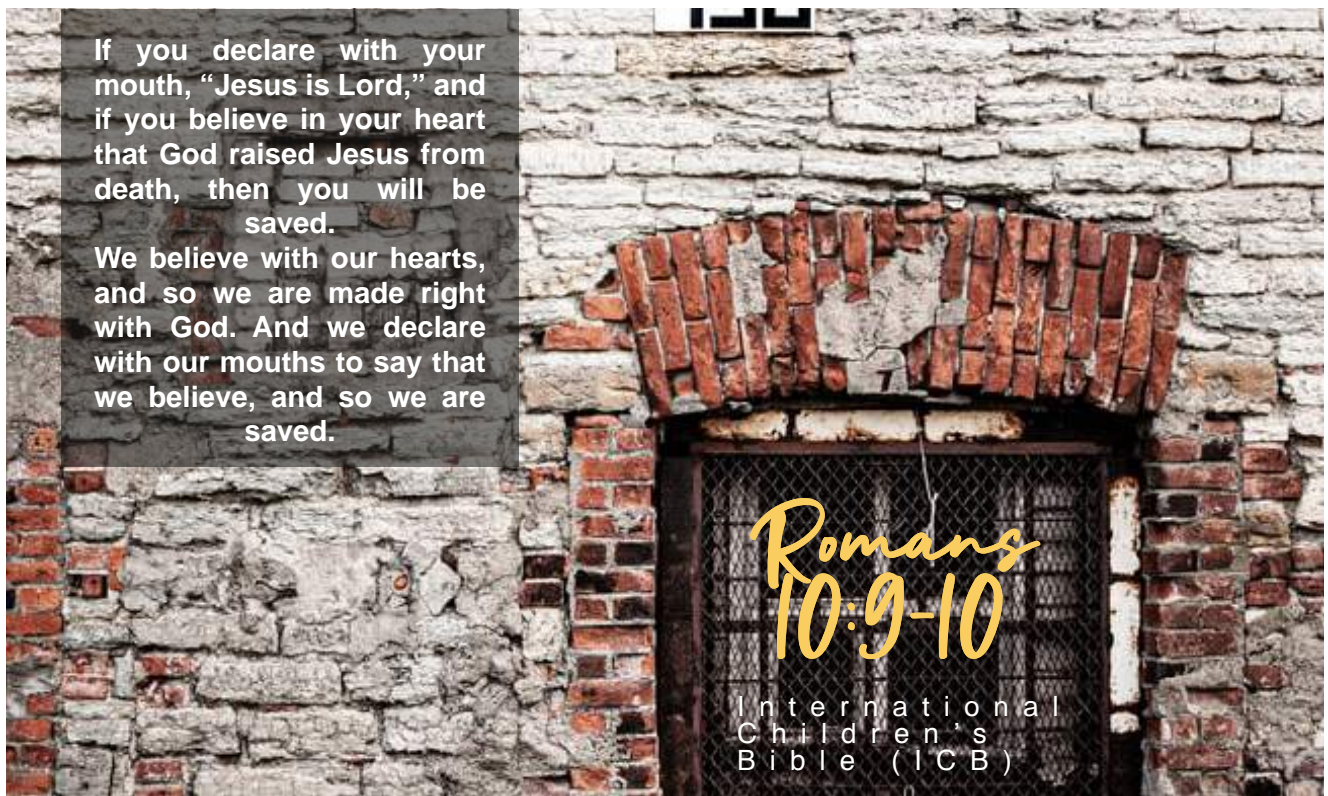
While I was driving down the road, there was a slow gas truck holding up traffic, but on the road there was a double yellow line, and I knew that means you are not supposed to pass anyone. The truck driver was nice, and he pulled over a little so that we could pass. Well, the 3 cars in front of me were passing without any problem, so when I saw it was safe, I passed too. Just then I heard a car honking their horn furiously so I thought, this might be the police. I looked and it was a police pickup truck. The other 3 cars kept driving. It wasn't just any police, it was the colonel of the police. The driver yelled at me to follow him, so I did. I followed him to the patrolmen on the side of the road. I heard him say to them - "if you don't put this man in jail, I will put you two in jail." That's when I knew it would be a bad day. You don't go to jail in Ecuador for passing on the double yellow line, but God was teaching me a lesson.

So, I showed up in jail. The other people in jail shouted, "fresh meat", and they were all looking at me. I did what Jonah did when he was in his fish. What did he do? He prayed. So, I prayed with my eyes open. "Lord, what's going on here?" God always has a way of telling you what it is. "You could have been in the women's prison today, telling people about me, but instead you are in jail. Which do you prefer?" We always act like we don't know why we are in trouble. I said to the Lord, "Oh, is that what this is about?" So, I prayed from 1 John 1:9 that if we confess our sins God will forgive us. I said, "Lord, forgive me for disobeying you, now please get me out of jail so that I can obey you and tell people about you."

The lawyer showed up and he said "I have good news and bad news. The good news is that you will get out of here. The bad news is it will be in 30 days minimum." I couldn't believe it. So, I prayed again, "Lord, how can I obey you if you keep me in here?" All day Wednesday passed, all day Thursday passed. How long was Jonah in the fish? Three days. On Friday, I had to appear before the judge to find out how many days I would have to be in jail.

I arrived at the judge's office. The secretary asked me for all of my information. "How old are you? Where are you from? What religion are you?" I said, "I'm a Christian." She kind of smiled a little, which either meant she was a Christian, or she was happy that another Christian was in jail. I saw a verse on her wall, though, that said:





If you declare with your mouth, "Jesus is Lord," and if you believe in your heart that God raised Jesus from death, then you will be saved.

We believe with our hearts, and so we are made right with God. And we declare with our mouths to say that we believe, and so we are saved.

Romans  
10:9-10

International  
Children's  
Bible (ICB)

Now I suspected she might be a Christian. We finished the interview and she asked, "So, you are a Christian?" I said, "Yes I am, are you?" She replied, "Yes." I continued to ask her, "What church do you go to?" She answered, "The Christian and Missionary Alliance Church of the Valley." I was shocked. I said, "No kidding! My parents helped start the mother church of that one." She asked, "Who are your parents?" I said, "Milton and Patricia Brown." She yelled out, "Pastor Milton! He was my evangelism Pastor in the other church. How are they doing?" We talked a little more and she said, "Don't worry, you will be home today with your family." I thought, thanks, but the judge makes those decisions. She went on to say, "You don't understand, he also goes to the Alliance Church of the Valley." I was shocked, and so was my lawyer.

The lawyer said, "I was hoping to get you out in 15 days, but clearly your God wanted you out sooner." I replied, "Sure He did, He's the One who put me in here."

Before I could even get into my house later that day, my phone rang and it was my teacher again. She said, "We have two women who have been in prison for 8 years who are Christ-followers now and just got out of prison. Can they be baptized in the pool at your apartment complex?" I said, "Sure!" That is when my obedience with the Lord started in this area. After that, we served women out of prison giving them a place to stay, getting them legal documents and

helping provide jobs for them through an organization called Soul Light Link.

The Great Commission is what we call it when Jesus tells us to "go and make followers of all people of the world." He told the disciples to do this right before he went up into heaven. That is a command for all of us. Some of us do it from our home country, and some of us go far away to tell other nations about Jesus and the good news of hope in Him. Those of us who go to another country or culture are called missionaries. One of the steps for a Missionary to go is to hear God telling them where He wants them to go. But it doesn't end there. We also have to be listening everyday to know what He wants us to do. Just like I knew I needed to go into the women's prison to preach. I ended up doing that many times after going to jail. Another step is the person has to obey God's calling and go. God says in 1 Samuel 15:22, "To obey is better than sacrifice". We are not all called to be missionaries, but we are all called to be involved in missions and do our part. These are some things we can do in missions: we can go, pray, send, give to missions, and welcome people from other cultures when they come to our country.



# Questions

1. What does it mean to disobey God?
2. Have you ever disobeyed God?
3. How did you feel when you disobeyed God?
4. Why do you think you felt like that?
5. Why did God send a fish to Jonah? (It seems as though God loves us so much, that he takes care of us when we disobey - so that ultimately we can obey and get his message of salvation out to others. If you are disobeying God, it's important to obey him.)

6. Is there anything you need to let God know, maybe confess, and ask forgiveness so you can be forgiven? The beauty of God's message is that Jesus forgives us and cleanses us from the inside out, and even forgets that we have sinned.



## FAMILY Challenge Activity

All of us are called to be lifelong promoters of missions. We can all give, go on a Short-Term Missions trip, send, welcome others and pray.

<https://www.incalink.org/donate/>

1

How much can you give today to missions? Either to a missions fund you support or a missionary family. Give to a family today for any amount, \$1 to \$10,000. You can send in a check or give online somewhere. Here is a list of some of our missionaries and projects if you want somewhere to start.

2

When can you go on a Short-Term Missions trip either as a family or with your church? Inca Link, Envision, AIM, YWAM and many others do trips. Write down the date you want to go.

3

Who can you send? Maybe you can't go, but there is someone else who can go. Think about ways you can support someone else to go on a Short-Term Missions Trip or as a long term missionary. Write them down.

4

Who is someone you can welcome? We have a lot of immigrants in our country who have no one to show them around or help them. Is there an immigrant family you could welcome into your church? Invite them for a meal? Write down their name and when you will invite them.

5

Who is a missionary family you can pray for today? Pray for safety, that they will obey God, that they will tell others about God's love. Write them to let them know you prayed.



This study was prepared by Rich and Elisa Brown. The Browns serve as regional missionaries in Latin America to reach the 300 million youth in Latin America. As a family, their favorite thing to do is play card games or Spikeball. What they love most about Latin America are their friends. Both were born and raised there.

Title:

# Tootsie roll I deserve One



passage of the day

Mark 16:15 International Children's Bible (ICB)  
Jesus said to the followers, "Go everywhere in the world. Tell the Good News to everyone."

What does the word "every" mean?

See also - Matthew 25:37-40, John 3:16 and 2 Peter 3:9 - we will talk about these too.



prayer:

Thank you Lord, for providing for me today. I pray for those who don't have as much as I do, and for those that don't know Jesus in some countries around the world. Help me to share what I have with others, and help missionaries to be able to share Jesus with people in those countries that have no chance of hearing about you. In Jesus' name, Amen.

Story (Rich):

One time our family went to the garbage dump in Peru. Our youth group played soccer every Saturday, and so I joined them. After playing soccer we always do a discipleship time together to study the Bible and share food with the people at the dump. I was paired up that day with Moises who was 14 years old. He saw that I had brought food and he said, **"I would like to pray for the food."** I said, **"Moises, you are a Christian now?"** He replied, **"yes."** So, he folded his hands and knelt in the garbage dump. I knelt right next to him. And he prayed, **"Dear Jesus, thanks for providing food for me today, but I pray for the poor that you would provide for them today, and if you want I can share what I have."** Tears started to stream down my face as I heard him pray like that.

We always think we are the poor ones. We are just missionaries, we don't have a lot of money or things. But our youth group, where we served as youth pastors, some of them were very poor. For some of them, their kitchens were pots and pans over firewood. That's what they used to cook. But then we took our youth group to the garbage dump for the first time, and I remember them crying and saying, **"it's not fair that people are so poor in our own country."** And here was Moises praying for the poor. Then it dawned on me. In Matthew 25 when Jesus shares about the sheep and the goats, he is not saying just to go to the poor. He is saying to go to the needy.

Matthew 25:37-40 International Children's Bible (ICB)

**"Then the good people will answer, 'Lord, when did we see you hungry and give you food? When did we see you thirsty and give you something to drink? When did we see you alone and away from home and invite you into our house? When did we see you without clothes and give you something to wear? When did we see you sick or in prison and care for you?' 'Then the King will answer, 'I tell you the truth. Anything you did for any of my people here, you also did for me.'"**

Some people never have the chance to hear about Jesus, just because they were born in a family in a country that has very little access to the gospel. They could grow up and go to school, graduate, get married, get a job and live their whole lives until they retire and die - and never hear the name of Jesus, or that Jesus can save them. The only justice I can figure out for why I was born into my family of privilege to hear about Jesus, and they were born into the poverty of never hearing about Jesus, is that God wants those of us that have to share with those that do not have.

If we have water, food, clothing, good health etc., we need to share with those that do not have those things. If we have Jesus, we must share with those that do not have Jesus.





# Questions

1. How many opportunities to hear about Jesus do you have in your town, city, state and country? (Church, Bible, Prayer, Worship, Internet, TV, tracts, etc). Write the number down, you will need it for the family activity.
2. How about access to things? Does your family have a safe place to sleep at night? A car? Enough food to eat?
3. If we have extra, how we can share with those people that don't have any food to eat, etc.?
4. In an unreached people group, they have little to no opportunity to hear about Jesus. Read John 3:16 - 16 For God so loved the world that He gave His only begotten Son, that whoever believes in Him should not perish but have everlasting life.

Why do you think some people do not have opportunities to hear about Jesus?

5. Read 2 Peter 3:9 - International Children's Bible (ICB)

9 The Lord is not slow in doing what he promised—the way some people understand slowness. But God is being patient with you. He does not want anyone to be lost. He wants everyone to change his heart and life.

6. If God loved the world and died for it, and if he doesn't want anyone to perish but for all to come to repentance - what can we do to share the love of Jesus to more of these people that do not have access to Jesus?



## FAMILY Challenge Activity

Activity - Tootsie Roll - Be a card holding member, as a family, of the Great Commission - Share with someone about Jesus.

1

Using the number of identified opportunities to hear about Jesus in your town from question 1, get that number of tootsie rolls.

2

Give each family member a portion of the tootsie rolls and write with a sticky note someone's name on it. You will pray for this person. Pray for them every day for at least a week and then give them that tootsie roll. Just say, "Hey, I prayed for you this week, and wanted to give you a tootsie roll."

3

Think of someone who doesn't know about Jesus that you know. It could be a family member, neighbor or friend. Pray for them and ask God to give you some way to reach out to them and share the love of Christ.

4

An unreached (or least reached) people group has less than 2% of an Evangelical Christian population. Find a people group at [www.joshuaproject.net](http://www.joshuaproject.net) and pray for an unreached people group as a family. You can read up on the group and pray for them to hear about Jesus. Pray that God will send a missionary to learn the language and translate the Bible to that language. Pray that churches can be established, internet options and other ways can be found for people to hear about Christ.

5

Pray as a family and individually to ask God to send one of you to an unreached people group as a missionary. "

6

Look at the opportunity to go on a Short Term Missions trip. Here are some options if you want to go as a family, church, school, etc.





This study was prepared by Rich and Elisa Brown. The Browns serve as regional missionaries in Latin America to reach the 300 million youth in Latin America. As a family, their favorite thing to do is play card games or Spikeball. What they love most about Latin America are their friends. Both were born and raised there.

Title:

# Julie's story

## How to give for Missions impact



### passage of the day

Acts 20:35 International Children's Bible (ICB)

*I showed you in all things that you should work as I did and help the weak. I taught you to remember the words of Jesus. He said, 'It is more blessed to give than to receive.'*



### prayer:

*Dear Jesus, thanks for being my friend and taking care of me. We pray today for those who don't have all they need. We pray that you will help us to be brave and help those who need help, to share what we have with those who don't have. We want to love people like you love people, God. We know that sharing is caring, and we care for people. Show us who we can help today. In Jesus' name, amen.*

### Story (Julie's story):

Sometimes we feel like when Jesus talks in the Bible, He's not really talking to us. We are too young. But the truth is, God is talking to all of us. There are lots of examples in the Bible where Jesus uses kids to get things done. Can you think of some?

- How about Samuel? He's around 11 or 12 years old when God talks to him and tells him all that He wants to do in Israel.
- David was around 12-16 years old when he defeated Goliath.
- Esther was 14 years old when she moved into the King's palace and saved the Jews.
- Mary was 12-14 years old when God first sent an angel to talk to her.
- The boy with the 5 loaves and 2 fish that he gives to Jesus who then goes and feeds the 5,000 is described as a little boy, meaning under the age of 12.

It doesn't matter what age you are when you come to Jesus and say you want to serve Him. He gives you the same Holy Spirit, no matter the age. Little kids don't get little Holy Spirits to help them serve. They get the same Holy Spirit that adults do!

As a matter of fact, Jesus gets mad at the disciples when they try to get rid of kids that are running up to be near Jesus. Let's read that story.

### Mark 10:13-16 International Children's Bible (ICB)

#### Jesus Accepts Children

***Some people brought their small children to Jesus so he could touch them. But his followers told the people to stop bringing their children to him. When Jesus saw this, he was displeased. He said to them, "Let the little children come to me. Don't stop them. The kingdom of God belongs to people who are like these little children. I tell you the truth. You must accept the kingdom of God as a little child accepts things, or you will never enter it." Then Jesus took the children in his arms. He put his hands on them and blessed them.***

A few years back, Rich and I were visiting a church in Canada, and we showed a video about our work with the children in the garbage dumps of Peru. A 9 year old girl named Julie was sitting in the audience and she immediately wanted to do something to help the kids living in the dump. With tears in her eyes, she leaned over and whispered in her mom's ear, "I think God wants me to do something to help these kids. What do I do?" Her mom was very wise and knew we should pay attention when someone says that God is asking them to do something. She said "Julie, you need to obey God. What do you think you could do?" Julie knew she couldn't go to Peru right now, but she

knew she was good at making cookies, so she said, ***"Mom, maybe I can make cookies and sell them, and raise money to help feed and care for the kids in the garbage dump?"*** Her mom said, ***"That's a super idea, I'll help you."*** Together they started making cookies, and Julie began selling them at school. Julie's teacher asked Julie to tell the class about the kids she was raising money for. Pretty soon, other kids were helping to make cookies, and giving to the fund!

The school principal heard about the project and called Julie into her office. She said, ***"Julie, this is really interesting. Do you think you could share this project with the school at assembly?"*** Julie was scared about getting up in front of everyone, but then she remembered the video of hungry kids and said, ***"Okay."***

The day arrived when Julie was to talk in front of the whole school. To her surprise, other schools were invited to hear about the project as well. Her stomach twisted nervously. She was glad she had invited her aunt. Aunt Jenn was a young teacher and always encouraged her. Julie got up there and showed the video of the kids living in the garbage dump. Then she told everyone about wanting to do something, and selling the cookies. When Julie was done, everyone clapped! She felt so good!

She got lots of orders for cookies after that, and lots of people to give money for the project. Every penny went to help the kids and their families. Julie, her parents, and her classmates felt so good to help others. Even the local news picked up her story, and she raised even more money. And Julie felt so good that she didn't give in to fear and that she listened to God, even though it was scary.

God used Julie to help a lot of kids, not only through the money she raised, but guess what? God used Julie to speak to Aunt Jenn, too. As Aunt Jenn heard about these kids in need, she felt God tell her to use her summer break to go to Peru and help the kids in this ministry. Aunt Jenn became one of our hardest working interns, who keeps coming back most summers to help in Peru. Julie was too young to leave her home and school and serve in Peru, but her Aunt Jenn wasn't. If Julie hadn't obeyed God, Aunt Jenn would have never heard about these kids, and Inca Link would have never had such a faithful worker every summer!

God wants to use ALL of us. It's not fair that some of us are born into families with lots of things, and some are born into families with nothing. The only justice we can understand from the Bible is that God wants those of us who have to share what we have with those that don't have. To do this, though, we have to do 4 things:

1 *ask*

God what He would like us to do.

2 *listen*

to God when He is talking to us or "compelling us" to do something.

3 *be*

Obedient

4 *be*

Brave





# Questions

1. Why do you think it was such a success when Julie decided to take up the cause for the kids in the garbage dump?
2. What do you think it means that "it is more blessed to give than to receive?"
3. Obedience often means having to be brave. Do you think David had to be brave when he stood in front of Goliath? Do you think Julie had

to be brave when she stood in front of the school? Do you think Aunt Jenn had to be brave to leave Canada and go to Peru to help kids? Where do you think that bravery comes from?

4. What are some things you could do to help others, but you are going to need bravery for?



## FAMILY Challenge Activity

1

Is there someone in need near you that you could share food, clothing, toys or something else with? Write down their name(s) and find a way to help them this week.

3

It's important to not only help individuals, but help systems of people and organizations that can have a broader help of others. What organizations do you know of that help people? Here are some options - Compassion International, World Vision, Inca Link, The Christian and Missionary Alliance, Samaritan's Purse, etc.

2

Is there someone around you that is hard to be kind to? Find a way to be kind to them this week.

4

Is there an organization you and your family supports already? Find a way to connect deeper. Is there one you feel compelled to give to now? Make the commitment to give. Maybe a new organization? Do research on what organizations you would like to help.

## Optional Activity

Let your light shine

### What you need:

- Orange and yellow construction paper
- Poster paper
- Scissors
- Markers
- Glue

With the orange construction paper, draw a large round circle. Cut the circle out. Then with the yellow construction paper, draw and cut out strips shaped like rays shooting out from the sun large enough to write a sentence on. On the yellow rays, write practical things you can do to share or show love to others around you. Ideas range from sharing your lunch, or walking your neighbors dog, babysitting for free, making a meal for your mom or dad, or even starting a fundraiser like Julie did. One could even be sponsoring a child through Inca Link as a family. Make sure you pick some that are easy to do, but some that are harder, and have you exercising being brave in Jesus. Glue the round orange sun to poster paper, and glue the rays shooting out around the round circle. Each family member gets their own sun and action rays! Send us pictures of your finished project!

[Ischriefer@incalink.org](mailto:Ischriefer@incalink.org)





This study was prepared by Rich and Elisa Brown. The Browns serve as regional missionaries in Latin America to reach the 300 million youth in Latin America. As a family, their favorite thing to do is play card games or Spikeball. What they love most about Latin America are their friends. Both were born and raised there.

## Title: Kick the rat in the head and pray



passage of the day

*1 Peter 2:24 International Children's Bible (ICB)  
Christ carried our sins in his body on the cross. He did this so that we would stop living for sin and start living for what is right. And we are healed because of his wounds.*



prayer:

*Dear Jesus, thank you for showing us your love. We pray for those who have not heard of your love that you would help someone tell them about you. Thank you that we have the power when we follow you to win against the Devil. Give us strength. We pray for our missionaries around the world today that you would help them as they tell others about you. In Jesus' name, Amen.*

### Story (Rich):

I don't know about you, but I'm afraid of rats. Yuck! They are ugly, nasty, poop all over the place, and I don't like them. One day, I went to my young daughters' room in Peru and what did I find? Not a rat, but the droppings of a rat (the rat's poop). I couldn't believe it! You can tell the size of the rat according to the size of the poop. This was big poop, so we knew it must be a big rat. So, what do you set out if you want to catch a rat? A rat trap. I tried putting cheese on the trap, and the dumb rat would eat all of the cheese and not get caught. So I tried putting peanut butter on the trap, and it would eat it and not get caught. So, I tried using poison with the peanut butter and it was like it could smell the poison and it wouldn't eat it.

I was frustrated about this! But I had remembered that my dad, who had been a dorm parent in Ecuador with lots of kids in the dorm, had a rat problem once. He said that in the pantry of the dorm he saw a lot of rat

droppings, so he set out a 55 gallon drum (a barrel) and put oatmeal at the bottom of the barrel with a two by four leading up to the barrel - and the next day there were 13 rats at the bottom of the barrel about 13-15 inches in size each! I thought the rats in Peru must be similar to the rats in Ecuador. So, I set out a barrel and put oatmeal at the bottom and put a two by four piece of wood up to the barrel and put oatmeal on that too. The rat ate all of the oatmeal on the two by four and didn't fall in. So, I tried dangling a piece of cheese with a fishing line into the barrel to tempt the rat to go in. Somehow the rat grabbed the string and ate the cheese without falling in.

We had a youth group that Saturday night and I told our youth about this rat and how I am afraid of rats. One of the guys in the group, Elmer, was from the jungles of Peru and said, "I can catch rats with my bare hands." I said, "I will pay you money to get this rat out of my house." He said, "Call me next time you see the rat."

A couple days later, we were eating supper and sure enough we saw the rat go running into the storage room in our backyard. I picked up the phone all nervous. "Elmer, you said you would come and help..." He said, "I will be right over." He came over and started looking around in the storage room for the rat. I was standing outside of the storage room in our small garden and my kids were watching from the second story windows.

Elmer found the rat and set out a trap by putting an open box and open garbage bag side by side so that the rat would have to run into one of them. But the rat ran between the bag and the box and went running out to the garden where I was standing. I screamed like a little baby! The rat hid in a bush in the garden. Elmer came out and said, "Okay, this time I need your help." I replied, "NO! I cannot help!" He explained, "You only have to stab at it with a stick." So I got the longest stick I could find and stabbed at the bush, and sure enough, the rat came running out. Elmer grabbed the rat, put it in a bag, and put the bag in a box. He then said, "What would you like me to do with it?" I said, "Take the rat out of my house."

I led the way through the hallway, and as I passed the kitchen I realized that the door was open, so I closed it. If the rat escapes, we don't want it going into the kitchen, I thought. I kept walking and got to the door that led to the garage that then led out into the street, and I heard Elmer yell, "Oh no! I

lost it!" The rat had eaten a hole through the bag and the box and was now running at me.

If you know anything about rats, you know they will attack if they are cornered. I don't know if you have ever been so afraid you cannot even scream like a baby, or you just freeze. Now, I know we are missionaries and are supposed to be brave and all of that, but in that moment I just froze. I couldn't move. I couldn't even pray!

You have to understand that this rat wasn't a cute little pet, or like Mickey Mouse. This is a rabies-infected rat that wants to eat me up! This rat didn't run like a cute mouse either. It was hopping more like a bunny and chirping loud as it jumped. It jumped about 2 or 3 feet off of the ground to attack me. All I could do was close my eyes, and do what any soccer player would do.... I kicked the rat in the head, and it went flying in the air and landed in a dust pan in the hallway. Elmer put his foot on it, took it outside of the house and we never saw the rat again.

The Devil is like a rat. The Bible compares him to a snake or a roaring lion. I like to think of the Devil as a rat. He tempts us to cheat, or steal, or lie. We know that it is wrong, but sometimes we sin. And when we sin, he leaves his droppings in our life. Sin is gross like poop! But God has provided a way for us to defeat the Devil.



*James 4:7-8*

International  
Children's  
Bible (ICB)

*So give yourselves to God. Stand against the devil, and the devil will run away from you. Come near to God, and God will come near to you. You are sinners. So clean sin out of your lives. You are trying to follow God and the world at the same time. Make your thinking pure.*



# Questions

The Bible says in Genesis 2:15 that the seed of the woman will crush the head of the serpent.

1. Who is the serpent (or the rat)?
2. Who is the seed of the woman who crushes the head of the serpent?
3. When did Jesus do that?

James 4:7-8 explains that if we draw near to God, He draws near to us. If we have Jesus in our hearts then he gives us the power to say no to the Devil. If we say, "NO! In Jesus' name!" The

Devil has to run away. If any of us have Jesus in our hearts when the Devil comes to tempt us, we can say no - and the devil cannot be near us.

4. What is something you are afraid of?
5. What can you do to stop the Devil from making you afraid?
6. What do you think missionaries are afraid of?
7. How can we help missionaries who are afraid?



## FAMILY Challenge Activity

1

Write down as a family the ways that the Devil tries to trick us or tempt us.

2

Write down the ways that we can kick the Devil in the head when he attacks. List the things that the Devil hates it that we do. (Worship God, read the Bible, hear messages about the Bible, witness to others, do social work to those in need, supporting missions, etc. Don't forget to end with a very important one - if no one has said it yet - say PRAYER. Prayer is one of the best ways to kick the rat in the head. Praying for missions is a fantastic way to lift up our missionaries and kick the rat in the head at the same time.)

3

Write a list of missionaries you know that you could pray for.

4

Make a calendar of when you will pray for the missionaries regularly (once a week or once a month, etc.).

5

Pray for those missionaries by name - that they will draw near to God every day, and resist the rat, the Devil when he attacks - and that the missionaries will help many more people draw near to God.

6

Send the missionaries a message telling them that you are praying for them. That will encourage them to be faithful and strong. If you need a list of missionaries, here are some on our webpage:


<https://www.incalink.org/our-team/>





## MEMORY VERSE

### FAMILY ACTIVITY



## Matthew 28:18-20

( I C B )

*Then Jesus came to them and said, "All power in heaven and on earth is given to me. So go and make followers of all people in the world. Baptize them in the name of the Father and the Son and the Holy Spirit. Teach them to obey everything that I have told you. You can be sure that I will be with you always. I will continue with you until the end of the world."*

*Pero él se les acercó y les dijo: —He recibido toda autoridad en el cielo y en la tierra. Por lo tanto, vayan y hagan discípulos en todas las naciones. Bautícenlos en el nombre del Padre, del Hijo y del Espíritu Santo, y enséñenles a obedecer los mandamientos que les he dado. De una cosa podrán estar seguros: Estaré con ustedes siempre, hasta el fin del mundo.*

## Mateo 28:18-20

( N B V )



To listen to this verse read in Spanish, visit <https://youtu.be/zHAaJ3GsAjl> or visit our **YouTube channel @IncaLinkIntl** and you will find it in our Missions & Cultural Discovery Videos playlist, or visit our "Missions & Cultural Discovery" page under the Stay Informed tab on our website.

Send a recording of your family reciting this verse from memory in Spanish to [Ischriefer@incalink.org](mailto:Ischriefer@incalink.org) to receive Inca Link bracelets for the whole family!





*peru*  
MINISTRIES



## INTRODUCTION

Located on the Pacific coast of South America and bordered by Ecuador, Colombia, Brazil, Bolivia and Chile, Peru is rich in tradition while diverse in geography and cultures. Most of the Peruvian people on the coast are Mestizo, a combination of European ethnicities, while inland people reflect their indigenous past. Their complex history is deeply ingrained in Peruvian philosophy and lifestyle from family structure to religion.

## HISTORY










Peru has a long history of ancient civilizations, colonization and conquests, and many of the vast cultural influences of the past influence the lives of Peruvians today.

# C o v e r t r i e w

**Capital:** Lima  
**Area:** 496,226 sq.miles  
(1,285,220 sq km)  
**Pop:** approx. 32 Million  
**Government:** Republic  
**Religion:** 83.5% Catholic, 12.5%  
Evangelical, 6.2% other  
**Language:** Spanish, Quechua and  
Aymara are the official languages.

## CLIMATE & GEOGRAPHY

Peru is located in the southern hemisphere and thus experiences summer from December- April and winter roughly from June-October. Peru has 90 different microclimates. The three main climate zones are the coastal desert, the Andean mountain zone and the Tropical Rainforest zone. The coastal desert zone lies close to sea level and sees very little rainfall, with average temperatures between 64F (18C) - 75F (24C). The Andean mountain zone stretches from the north to the south and separates the coast from the rainforests. Daily average temperatures here vary based on the altitude of the mountains and valleys in this zone, ranging from 1640 ft to 22,205 ft above sea level. The rainforest region in Peru has a hot/humid climate in the north with an average of 112 inches of rain per year.

Chavin Civilization	200 BC:	Moche Civilization	900 AD-1470 AD	Inca Civilization; Cusco becomes center of Incan Empire in 1438 Machu Picchu built in 1460 AD	1532:	Lima becomes the capital of the Spanish colony	1824:	Hiram Bingham, rediscovers Machu Picchu
1200 BC:	Nazca Civilization (Southern Peru) Nazca Lines	100 BC-800 AD:	Chimu Civilization	1200 AD- 1572 AD:	Spanish Arrive in Peru (Pizarro)	1543	Peru wins Independence from Spain	1911
								



# PERU

## inca link



<https://www.incalink.org/peru-country/>

Inca Link Peru (ILP) is located in Trujillo and Lima in Peru. For the past decade, ILP has been committed to serving the people of Trujillo with the undying love of Christ. They operate a compound which will act as a future site for a discipleship school and retreat center.

## MISION MAS VIDA



Misión Más Vida is a church that is reaching the next generation in Lima, Peru, that coordinates with other churches in Lima. It is growing fast with new conversions and baptisms every year. Inca Link provides scholarships for youth leaders who are interested in gaining a broader Biblical knowledge, sends key leaders to conferences to receive tools to increase the effectiveness of their ministries along with serving in their local communities.



<https://www.incalink.org/about-inca-link/locations/other-peru/>



Mana is our day care center, and programs happen there 6 days a week. Mana is the longest running ministry of ILP and has seen many changes.



Today, Mana is working on loving the children of the community, mentoring and discipling teens, and bringing unity to the family unit through spiritual growth. The boys' favorite activity is playing soccer and the girls like playing volleyball.



<https://www.incalink.org/ministries/mana/>



Elim is our garbage dump ministry. It operates several days a week serving the community in a variety of ways. The hope is that Elim will raise up a generation of leaders who will continue to impact their community.



Elim continues to grow and has even expanded to a second location called Sector 7. Their favorite activity is the art painting workshops during the summer.



<https://www.incalink.org/ministries/elim/>



Amijai (meaning "my community is alive" in Hebrew) is a women, children and teens ministry. Amijai uses fellowship with the mothers and their children as an opportunity to teach handiwork, cooking, art, and the Gospel.



Amijai operates several large-group kids programs throughout the week. Their favorite activity is doing their devotions at home with their parents and learning the verse of the week by memory.



<https://www.incalink.org/ministries/amijai/>



# INCA THAKHI

Inca Thakhi is an outdoor camp and sports ministry. The Inca Thakhi Team provides an ideal space for the kids and youth of Victor Raul to foster a deep relationship with Christ via discipleship through adventures in nature.



Some of the activities they practice: sandboarding, longboarding, skim boardin, team building games, floorball and handcraft workshops. Their favorite activity is playing soccer.



<https://www.incalink.org/ministries/incathakhi/>

# RUNA SIMI

Runa Simi is a ministry that we have partnered with in Lima, the capital city of Peru. They exist to reach the indigenous people groups of Peru with the Word of God in their own languages.



We partnered with them to start an adult literacy program so that they would be able to read God's Word in their own language! Their favorite activity is playing chihuanguiri, a song and dance game.



[www.runasimi.com](http://www.runasimi.com)





**REFLECTIONS**



Homes built  
by families  
who live in  
the dump



Part of the  
dump that  
has been  
sifted  
through



The inside  
of a home



A woman  
holding  
collected  
items



# Garbage Dump

## Ministries

Awareness Activity

Bedroom  
with a  
new bed



- What do you notice about the homes, land, and workplace?
- How is it the same and different from where you live?

The families who live in the garbage dumps in Trujillo not only work in the garbage dumps collecting recyclables, but use the thrown away items to create their homes.

Draw or list what makes your house a home.

Are there any items or parts of your house you would not want to live without?

What would be different in your daily life if you had to live without these items?

Looking at these pictures, what do you think the families need to be safe, happy, and healthy?

A woman  
collecting  
recyclables  
for work



A woman  
cooking a  
meal for her  
family



Two boys  
playing with  
items they  
found



A child  
collecting  
items with a  
tool to help  
sort through  
trash



Children  
and young  
adults  
gathering  
together



A girl playing on swings made  
from cardboard and rope

- What is happening in these photos? Do the people in the photos look happy? Why or why not?
- How is what the people in the photos are doing similar and/or different than what you and your family do?

The families who live in the garbage dump are very resourceful and creative with how they utilize materials they find.

Very carefully look through trash you have in your home and use creativity to make either a toy you would like to play with or something useful for your home.

What do you think about this activity? Was it easy or difficult? Could you make everything you need to live out of the trash in your home?



## What do the ministries of Inca Link International do?

A short-term missions team praying over the ministries



Children praying together at the ministry site



Teaching the children math to help with homework at the ministry site



Opening Christmas presents



Children learning worship songs



Youth leading activities for the ministries



These are only some of the ways the ministries engage with families. The ministries have provided school supplies, food provisions, and workshops, among many other things.

- How do you think these activities help the families who live in the garbage dump?
- How could sharing the Gospel with these families change the community?
- How would you like to serve and join in ministry to these communities?

Pray and ask God to open opportunities for you to serve. Thank God for what He is already doing in the garbage dumps in Trujillo, Peru. Ask for God to give strength, resources, and wisdom to the ministry leaders. Ask God to give salvation to every family in these communities.



**We praise God for all  
He has done  
and will do!**





A close-up, artistic photograph of a messy workspace, likely a paint studio. The background is a white surface covered with various paint splatters in shades of red, orange, blue, and black. In the center, there are several paintbrushes and a palette. One brush has a wooden handle and a dark, bristled head. Another brush has a metal handle and a flat, rectangular head. A palette with a wooden handle and a flat, rectangular head is also visible. The overall scene is one of creative chaos and artistic expression.

*pen*


**ARTS & CRAFTS**  
**PROJECTS**





# Great Commission

## ART PROJECT



### What you need:

Green & Blue markers

Coffee filters

Poster paper

Glue

A little bit of water

A toothbrush

Child safe finger paint

Then Jesus came to them and said, "All power in heaven and on earth is given to me. So go and make followers of all people in the world. Baptize them in the name of the Father and the Son and the Holy Spirit. Teach them to obey everything that I have told you. You can be sure that I will be with you always. I will continue with you until the end of the world."

**Matthew 28:18-20**  
(ICB)

### INSTRUCTIONS:

#### STEP 1:

Color the coffee filter all over with the blue and green marker. Don't just concentrate on one area, or you will get a hole in the filter.

#### STEP 2:

Once the filter is colored all over, gently spray the filter with a bit of water by wetting the toothbrush and then holding the toothbrush over the filter and gently moving the bristles so that some water sprays

on the blue and green colored filter. You will not need to use a lot of water, less is more. The colors will gently blend together as the above picture portrays.

#### STEP 3:

Glue filter to poster paper.

#### STEP 4:

Place hands (one at a time) in paint and leave hand print on poster, with part of the hand print on the edge of the coffee filter.


#### STEP 5:

Write on a poster board "God has the whole world in his hands". You could also paint some hearts and write "God has the whole world in his hands and heart".



# NAZCA LINES

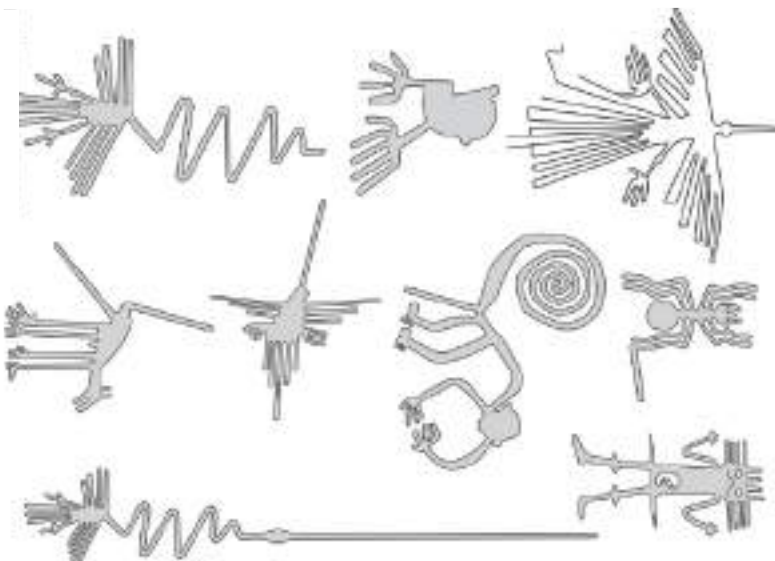
## ART PROJECT



The Nazca Lines are drawings located in the desert of Peru that cover an estimated 170 square miles. Scratched on the ground, they number in the thousands and depict creatures from both the natural world and the human imagination. They include animals such as the spider,

hummingbird, monkey, lizard, pelican and even a killer whale. Also depicted are plants, trees, flowers and oddly shaped fantastic figures. Also illustrated are geometric motifs such as wavy lines, triangles, spirals and rectangles.

The vast majority of the lines date from 200 BC to 500 AD, to a time when a people referred to as the Nazca inhabited the region. The earliest lines, created with piled up stones, date as far back as 500 BC.



### What you need:

- White Glue
- Sand (ideally craft sand)
- Paper
- Paper Plate
- Foam Brush
- A pencil

### INSTRUCTIONS:

Create your own Nazca Lines! You can try to copy any of the examples here or draw your own characters and animals.



#### STEP 1:

In a paper plate mix together the sand and some white glue. The mixture should create a paste like texture where all the sand is being collected by the glue. Use the foam brush to mix the sand and glue.



#### STEP 2:

Using the foam brush "paint" the glue/sand mixture onto a piece of paper. Try to cover a large section of the paper leaving no blank spaces in the middle.



#### STEP 3:

Using the eraser side of a pencil draw the Nazca lines for yourself. The eraser collects the glue and sand mixture leaving the white of the paper to show through. You may need a paper towel to wipe off the eraser as sand collects on the end of it. Have fun and draw whatever shapes you like.




#### STEP 4:

Once all the drawing is completed let your paper sit for a while so the glue can dry. Once dry hang it up with pride.





# FAMILY CHALLENGE MINISTRY



## CHALLENGE 1:

Loaf Your Neighbor - Make a delicious loaf and gift it to a neighbor! Bonus points for writing and decorating a card! If you would like a recipe, try this one:

### Banana Bread

#### Ingredients:

1 2/3 cups all-purpose flour  
1 teaspoon baking soda  
1/4 teaspoon ground cinnamon  
1/2 teaspoon salt  
1 cup plus 2 tablespoons sugar  
2 eggs  
1/2 cup oil  
3 1/2 bananas, very ripe, mashed  
2 tablespoons milk  
1 teaspoon vanilla extract  
2/3 cup walnuts, toasted and chopped or chocolate chips

#### Directions:

Set oven to 350 degrees F. Line the bottom of a loaf pan with parchment paper. Sift together the flour, baking soda, cinnamon and salt. Beat sugar and eggs with a whisk until light and fluffy, about 10 minutes. Add oil, mashed bananas, milk, and vanilla. Fold in dry ingredients and nuts/chocolate. Pour into a lined loaf pan and bake for about 45 minutes to 1 hour.



## CHALLENGE 2:

Create a "Thank You" poster for the local police officers, firefighters, or hospital staff.



## CHALLENGE 3:

Record a video of your family singing and dancing to an uplifting song. Send it to your family members and friends who have been isolated lately.



## CHALLENGE 4:

Complete a task or chore one of your family members normally does and leave a little note saying, "I did it because I love you." Don't sign your name.



## CHALLENGE 5:

Serve a few neighbors by bringing their trash cans in for them after trash pick up day.



## CHALLENGE 6:

Leave a kind note and bottle of water/lemonade for your mail carrier.




## CHALLENGE 7:

Call a family member you have not spoken to in a while and ask how he/she is doing.





# ARPILLERA ART ART PROJECT



## What you need:

Colored  
construction  
paper

Colored  
scrap pieces

Scissors

Glue stick

Arpilleras are intricately detailed hand sewn textile pictures. Each piece illustrates some aspect of daily life for the women of the Andes. The arpillera is an array of colors and tells the story of the country markets where locals come to buy vegetables, clothing and wool for weaving. Arpilleras originated in Chile as an expression of protests related to political oppression and social injustices. Today they are made throughout the Andes and became famous globally as Peruvian folk art.




Create your own Arpilleras depicting something from your own life, community, school, or family. Using craft paper and glue make your own expressive design. Use a blank piece of paper for the background, then cut and paste all your designs onto the background paper. Share with your family what your design means to you and what each element means.



# AMIJAI VIDEOS

## CRAFT & SONG



### What you need:

Colorful 3x5 cards

Paper

Markers

Stickers (optional)

Watercolors

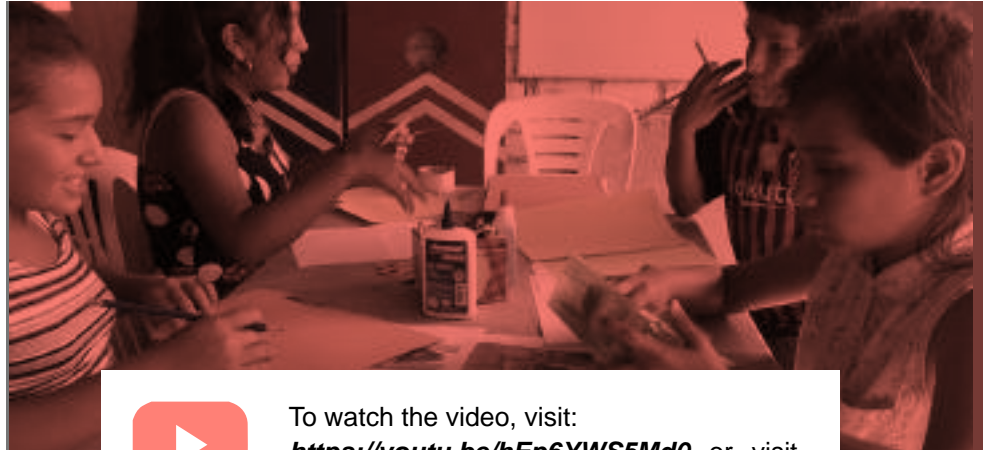
(optional)

Glue or Tape

Cardboard

Scissors

Brenda, the director of our Amijai ministry in Peru, shows you how to make a little stand to put Bible verses on as a decoration for your house or room!

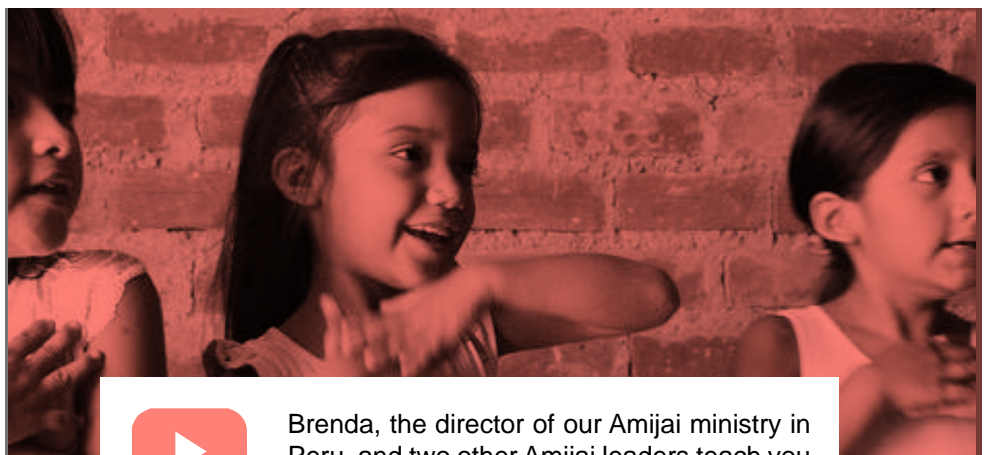


To watch the video, visit:

<https://youtu.be/hEp6YWS5Md0> or visit our **YouTube channel @IncaLinkIntl** and you will find it in our Missions & Cultural Discovery Videos playlist, or visit our "Missions & Cultural Discovery" page under the Stay Informed tab on our website.

# AMIJAI

song



Brenda, the director of our Amijai ministry in Peru, and two other Amijai leaders teach you a fun song with motions that they do with their kids at the ministry! To watch the video, visit <https://youtu.be/AI87hSmF8fs> or visit our **YouTube channel @IncaLinkIntl** and you will find it in our Missions & Cultural Discovery Videos playlist, or visit our "Missions & Cultural Discovery" page under the Stay Informed tab on our website.





*pena*

**COOKING**  
PROJECTS





# PERUVIAN CHURROS

## COOKING PROJECT



### INGREDIENTS

3 Cups of Flour  
1 tsp baking powder  
  
½ tsp salt  
2 egg yolks

2 ½ cups water  
Oil for frying  
  
Granulated  
Sugar



Ready in 20 minutes  
Serves 24 Churros

### INSTRUCTIONS:

- Mix flour and baking powder in a bowl.
- In a separate pot bring the water to a boil and slowly add the salt and sugar until totally dissolved.
- Remove water mixture from heat and slowly add to the flour mixture. Mix together until completely smooth with no lumps.
- Add one yoke at a time to the mixture. Mix completely till smooth.
- Chill mixture.
- Heat oil to 375° or until a piece of dough floats and browns in about 1 min.
- Put chilled dough into a cake decorating sleeve. Using a large or thick tip squeeze the dough into the oil forming lines. Dough should be 3-4 inches long.
- Cook for 3-4 minutes or until brown.
- Remove churros and place on absorbent paper.
- Roll churros in sugar while still warm.
- Using another cake decorating sleeve fill with caramel, while still warm. (See recipe for caramel).



# Churros Filling

## COOKING PROJECT



### INGREDIENTS

4 ¼ cups of whole milk

1 tsp vanilla

1 cup & 2 tablespoons sugar

Pinch of baking soda



Ready in 10 minutes  
Serves 24 Churros

### INSTRUCTIONS:

- Bring milk to a boil.
- When the milk reaches rapid boil, bring heat to the lowest setting.
- Stir in baking soda and sugar.
- Continue to stir, making sure not to burn caramel. Stir until thickened.
- Once thickened and sugar is completely dissolved, remove from heat.
- Add vanilla.
- Use a cake decorating sleeve to fill the churros with the caramel.





# Papa Rellena

## COOKING PROJECT



### INGREDIENTS

6 medium sized potatoes  
1 pound ground beef  
1 small onion  
1 tsp chopped parsley  
1/2 cup seedless raisins  
2 hard boiled eggs, chopped

1/2 cup flour  
Salt, pepper, minced  
garlic to taste  
Oil  
Flour



Ready in 30 minutes  
Serves 6 people

### INSTRUCTIONS:


- Peel potatoes.
- Boil potatoes until cooked.  
Remove potatoes and mash in a bowl.
- Add salt to potatoes to taste, set potatoes to the side.
- Brown the ground beef in a pan, drain fat.
- Add salt, pepper, parsley, raisins, and boiled eggs to the beef, cook for another 3 minutes.
- Remove beef from heat.
- Create a bowl in your hand with the potatoes and place a spoonful of beef mixture into the center of the potatoes.
- Fold potatoes over, making a closed ball with beef in the middle. Make sure all sides of the ball are sealed.
- Roll ball in flour.
- Heat oil in a frying pan.
- Fry each ball in the oil until the outside has a nice brown outside.

A close-up, slightly blurred photograph of a child's hand interacting with colorful toys. A red plastic ring is being held by the hand, and a yellow wooden block is visible. Other toys like a blue ball and a red block are in the background.

*peru*



ACTIVITY  
PROJECTS





# Inca Link Peru


## PERU FLAG



The Peruvian flag has three variations: the State Flag (with the Coat of Arms), the Civil Flag (with no symbol in the center) and the War Flag (seen here with the National Shield). The 2 outer stripes are red, and the center is white.


### Fun Facts:

- Potatoes originated in Peru; there are over 3000 varieties grown there!
- The highest mountain peak in Peru is Mt. Huascaran at 22,205 ft (6,768 m).
- It takes an average of 550 hours to make a traditional Peruvian woven poncho with natural dyes made of plants, minerals and insects.
- Cerro Blanco, in Southern Peru, is the highest sand dune in the world at 3860 ft.
- Cuy (Guinea Pig) is a traditional holiday food in Peru.



# Inca Link Peru

## WORD SEARCH



F C L H M E M V L D K X X X V U V X G C  
K P D I S C I P L E S H I P Z S C U X O  
J Q K N Q J T R U J I L L O G M S Y S N  
E O V I Y H G T W Y N S C Z R A J C O M  
P F G K Q I B Q O J F V G L M N A X V I  
G V I W U S P N V S B M I W T A M P G N  
K N N N Q C G H G A L M G L R R T Q O I  
L Z C H G E H K M T Q U E C H U A S A S  
E P A Z Q B R U K A X J I U N M R U A T  
L S T T Z M A L R Y C N U P Z O S C Z R  
I R H O O N K F T R Q H Y M P V P U Z Y  
M J A Y C I I W M L O X U B A H R Y F N  
R P K C E H N J L Z H S Z P B P L U N B  
L B H O I A Z C J P Z U K N I T L H G W  
X L I H W U S I A S E I X P S C J K V S  
C S A Z W S A A R N Q D K P E L C F Q K  
A U S M I Q Z X N K Q J M I A R L H F V  
V Y H F A L H P D D A M I J A I U H U H  
J A S M C Z L L K A E M T D F P F D M V  
N A Z C A D D U V G M S E J U Y N W P S


Discipleship  
Ministry  
Llama  
Peru

Machu Picchu  
Churros  
Nazca  
Mana

Inca Thakhi  
Quechua  
Incan  
Elim

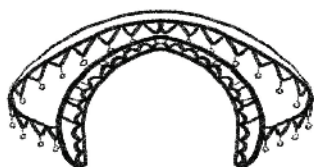
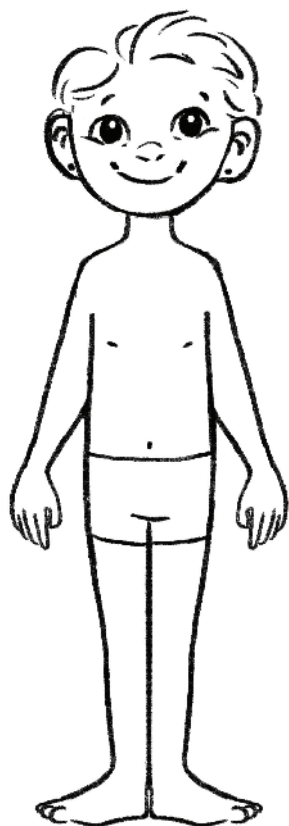

Trujillo  
Amijai  
Andes  
Cuy





# Inca Link Peru

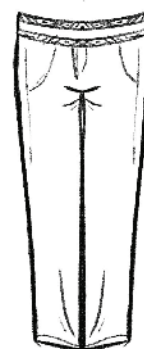
## PAPER DOLL BOY



### Sombrero

Spanish for "hat"

Peruvians love to dress up and celebrate! Different cities and people groups have distinct styles of clothing for special events.




### Las botas

Spanish for "boots"



### chullo

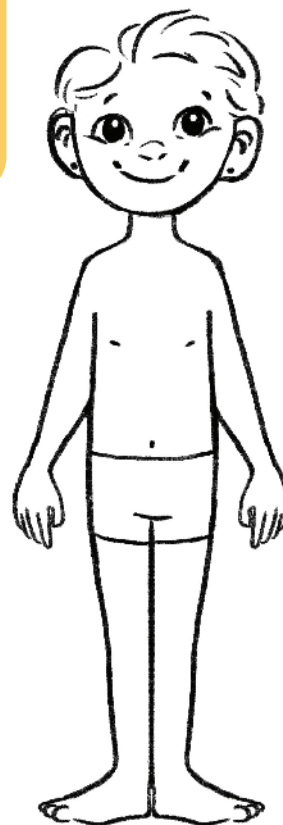
El chullo is a signature Peruvian hat for keeping warm.




Many Peruvians live where it is cold for most of the year and need thick clothes made of wool from sheep or fur from llamas and alpacas.

### poncho


El poncho is a special piece of clothing that goes on top of an outfit to keep warm like a sweatshirt but cozier!.





# Inca Link Peru

## PAPER DOLL GIRL

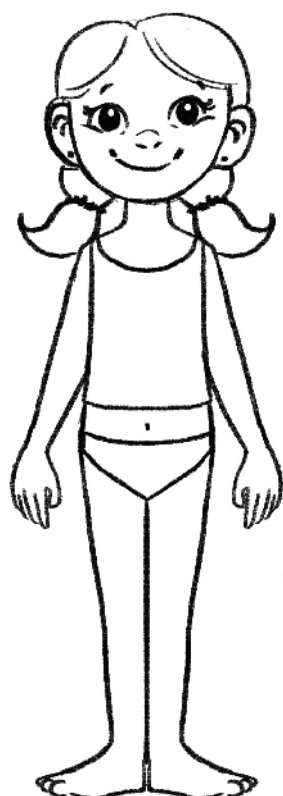
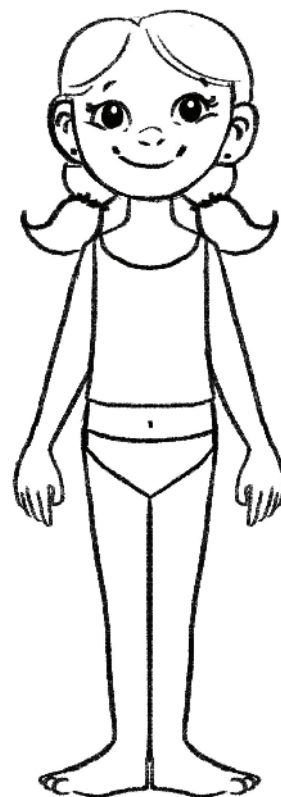


Traditional Peruvian clothing has many styles, but what it all has in common is a lot of color and beautiful patterns.




### Las ojotas

Truly Peruvian, these classic sandals made from recycled tires are worn by people of all ages all over Peru.



### La manta

Colorful draped fabric often goes with girls' outfits. Also means "blanket" in Spanish.



### La falda

Spanish for "skirt"

Many Peruvians live where it is cold for most of the year and need thick clothes made of wool from sheep or fur from llamas and alpacas.